

LINKTROPY[®] WAN EMULATOR

USER'S GUIDE

Firmware Version 4.5



APPOSITE
— TECHNOLOGIES

Linktropy® WAN Emulator User's Guide

Revision 4w, August 2017

Apposite® Technologies LLC

17835 Ventura Blvd., Suite 211

Los Angeles, CA 91316 USA

1.310.477.9955

info@apposite-tech.com

www.apposite-tech.com

Copyright ©2005-2017 Apposite Technologies LLC. All rights reserved. Apposite, Linktropy, and Netropy are registered trademarks of Apposite Technologies LLC. The Apposite logo and "WAN Emulation Made Easy" are trademarks of Apposite Technologies LLC. Android and the Google Play logo are trademarks of Google Inc.

Part No. DOC-UG-LWE-4W

CONTENTS

1	Overview.....	5
1.1	Linktropy Product Family	5
1.2	Linktropy Operation	5
1.3	Linktropy Configuration.....	7
2	Getting Started: Installing the Linktropy WAN Emulator.....	8
2.1	Preparation	8
2.2	Hardware Installation	8
2.3	IP Address Configuration via the Linktropy GUI.....	9
2.4	IP Address Configuration via the Serial Console	9
2.5	Operation.....	10
3	Linktropy GUI	11
3.1	Overview	11
3.2	Status Box	12
3.3	Emulation On/Off Button.....	12
3.4	Message Bar	13
3.5	Link Selector	13
4	Link Emulation Tab: Link Emulation Parameter Configuration	14
4.1	Basic Parameters	16
4.1.1	Bandwidth.....	16
4.1.2	Delay	16
4.1.3	Loss	17
4.1.4	Background Traffic	17
4.2	Advanced Parameters	18
4.2.1	Reordering	18
4.2.2	Duplication.....	19
4.2.3	Queue Depth	19
4.2.4	Framing Overhead.....	20
5	Bridge/Route Tab: Bridge and Routing Mode Configuration	21

5.1 Bridging Mode	21
5.1.1 Emulation Bypass	21
5.1.2 Learning Bridge	22
5.2 IP Routing Mode	23
5.2.1 IP Addresses	23
6 Device Settings Tab: Device and Interface Parameters.....	25
6.1 Device Name	26
6.2 MGMT Interface	26
6.3 Management Access.....	26
6.4 Ethernet Ports.....	27
7 Save / Load Tab: Save, Load, and Delete Named Emulations	28
7.1 Save Emulation.....	29
7.2 Load Emulation	29
7.3 Delete Emulation.....	30
8 Upgrade Tab: Firmware Upgrades and License Keys.....	31
8.1 Upgrade Firmware.....	31
8.2 License Key	32
9 Linktropy Monitor.....	33
9.1 ARP Table	33
10 Link Monitor: Link Statistics and Transmission Rate Graphs	34
10.1 Data Download	37
11 Linktropy Player	39
11.1 Overview	39
11.2 Operation	39
11.3 Delay and Loss Parameters.....	41
11.4 Additional Emulation Parameters.....	41
11.5 Recording File Format.....	42
12 Linktropy Scheduler: Emulating Dynamic Conditions in the GUI	43
12.1 Scheduler Usage	43
12.1.1 Constant Emulation Parameters	43
12.1.2 Emulation Stages.....	43

12.1.3 Intermediate Steps	45
12.1.4 Start/Stop Scheduler	45
12.1.5 Data Validation	46
12.1.6 Save/Load Schedules	46
12.2 Scheduler Examples	46
12.2.1 Link Outage / Burst Loss	47
12.2.2 Routing Changes / Route Flapping	47
12.2.3 Wireless Interference / Satellite Rain Fade.....	48
13 Security.....	49
13.1 Passwords.....	49
13.1.1 Setting the Password	49
13.1.2 Recovering from a Lost Password	49
13.2 SSL.....	50
13.3 SSH.....	50
14 Command Line Interface	51
14.1 CLI Command Syntax.....	52
15 Apposite Support.....	55
15.1 Registration	55
15.2 Customer Support.....	55
Appendix A: Apposite End User License Agreement	57
Appendix B: Third Party Licenses	60

1 OVERVIEW

Thank you for purchasing the Apposite Technologies Linktropy WAN Emulator. This *User's Guide* describes the installation, configuration, and operation of the Linktropy functionality. A companion *Hardware Guide* describes the Linktropy hardware for each specific model. A separate *Quick Start Guide* provides a walk-through for first time configuration.

1.1 Linktropy Product Family

The two Linktropy lab models, the Linktropy 5510 and 8510 offer identical functionality, differing only in capacity and the number and type of network interfaces. Earlier Linktropy lab models, the 4500, 5500, 7500, 7500 PRO, 8500, and 10G have been superseded by newer models.

The functionality of the Linktropy Mini series differs substantially from the Linktropy lab models, and is described in a separate *Linktropy Mini2 & Mini-G User's Guide*.

1.2 Linktropy Operation

Linktropy WAN Emulators emulate the bandwidth, delay, loss, and other properties of the wide area network link between two local networks.

Depending on the model, the Linktropy product emulates either a single WAN link through one pair of Ethernet ports, or multiple WAN links through multiple pairs of Ethernet ports. Each link functions as a separate, independent emulator.

For each link, the Linktropy WAN Emulator is installed as either a bridge or router between the Ethernet segments connected to the LAN A and LAN B ports on the device. Frames received on one port are subjected to the emulated WAN conditions before being forwarded to the opposite port.

For each link, frames are processed by the Linktropy WAN Emulator in the following steps:

1. Ethernet frames arrive on the LAN A or LAN B interface.

2. The effective size of the frame is calculated as the data portion of the Ethernet frame (without the Ethernet header or FCS) plus the configured value for framing overhead.
3. Frames are subjected to random duplication at the configured duplication rate. Duplicated frames are added to the data stream immediately following the original frames.
4. Random frames are selected for reordering according to the configured reordering probability. Selected frames are held for the specified delay before being reinserted into the data stream.
5. Frames are throttled to the specified WAN bandwidth. Frames in excess of the specified WAN bandwidth are queued to the configured maximum queue depth. When the queue is full, newly-arriving frames are discarded.
6. Frames are subjected to random discard based on the configured packet loss and bit error parameters.
7. Frames remaining after the discard procedure are held for the specified link delay. Frames are not reordered in this step, even if subjected to differing delays.
8. Remaining frames are bridged or routed to the opposite LAN interface and transmitted to the destination address.

In addition to the Ethernet frames received on the LAN A and LAN B interfaces, the Linktropy WAN Emulator can internally generate background traffic that competes for link bandwidth according to a configured link utilization rate and burst size. These background traffic frames are subjected to the same emulation conditions as the traffic received from external sources.

Frames are subject to four separate delays:

1. Propagation delay: Delay caused by the distance the signal travels. This delay is emulated as the specified link delay.
2. Queuing delay: If frames arrive faster than they can be transmitted over the WAN link, they are held awaiting their slot for transmission. The actual queuing delay will vary depending on how quickly frames arrive compared to how quickly they can be transmitted. The maximum queuing delay is determined by the maximum queue depth, which can be set in milliseconds, bytes, or packets.
3. Transmission delay: The time to transmit the individual bits in each frame is an additional delay that can be significant for large frames over low speed links. For example, the transmission of a 1500 byte frame over a 9600 bps link adds 1.25 seconds of latency. The transmission delay is determined by the frame size and link bandwidth.
4. Reordering delay: If reordering delay is enabled, randomly selected frames are held for a specified amount of time before being reinserted into the data stream, increasing the total delay for the reordered frames.

Only the propagation delay and reordering delay are specified directly as emulation parameters. The end-to-end delay is the sum of the four individual delays.

Frames are subject to three separate types of loss:

1. **Emulated packet loss:** Frames are randomly discarded based on the specified packet loss rate. Since frame discard occurs after the frames have been rate throttled, discarded frames will consume link bandwidth.
2. **Emulated bit errors:** Frames are randomly discarded based on the specified bit error rate. Since this discard also occurs after the frames have been rate throttled, discarded frames will consume link bandwidth.
3. **Queue drops:** If frames arrive faster than they can be transmitted over the emulated link, excess frames will be queued to the specified maximum queue depth. Once the queue is full, additional frames are discarded. These dropped frames do not consume WAN bandwidth.

When installed as a bridge, the Linktropy WAN Emulator is not limited to emulating IP networks, but can emulate any type of network so long as the traffic is encapsulated in Ethernet. In addition to IP, the device can be used with IPv6, IPX, AppleTalk, SCPS, and proprietary network and transport layer protocols.

1.3 Linktropy Configuration

The Linktropy WAN Emulator is usually configured through the browser-based Linktropy GUI (Graphical User Interface). The GUI is accessible from any PC or other device with a standard web browser. The GUI is accessed through a dedicated Ethernet management port on the Linktropy device or in-band through the LAN A or LAN B interface. See Section 3 for more information on the Linktropy GUI.

In addition to the GUI, the Linktropy WAN Emulator includes a command line interface (CLI) that can be accessed via a dedicated console serial port on the Linktropy device or over the network using Telnet or SSH. The CLI can be used to set the IP address of the management interface if the GUI is not accessible over the network. The CLI can also be used for scripting and test automation to configure link emulation parameters, load stored emulation conditions, or turn emulation on or off. See Section 14 for details on the CLI.

2 GETTING STARTED:

INSTALLING THE LINKTROPY WAN EMULATOR

The Linktropy WAN Emulator is managed through a browser-based GUI over an Ethernet connection to a dedicated management interface. Prior to operation, this management interface must be configured with appropriate network settings, either through the Linktropy GUI or through the command-line interface accessed via the serial console. For convenience, the management interface comes preconfigured with an IP address of 10.0.0.10, and the GUI is accessible from a directly-connected host on the 10.0.0.0/255.0.0.0 subnet.

2.1 Preparation

Management of the Linktropy WAN Emulator requires a PC running a supported web browser (Internet Explorer, Firefox, Chrome, or Safari). JavaScript must be enabled.

Initial configuration of the management interface requires either:

- ▶ a PC running a supported web browser that can be configured and placed on the 10.0.0.0/255.0.0.0 network.
- ▶ a PC with an RS-232 serial port running terminal emulation software such as HyperTerminal or PuTTY.

2.2 Hardware Installation

Plug in a standard power cord (a U.S. power cord is supplied with the unit) into the socket on the back of the device and use the power switch to turn on the device. On some models, the power switch is a rocker that needs to be held in place for up to 5 seconds. When powered on, the Power LED on the front panel glows green. The system will be available for use within 90 seconds.

For additional hardware installation details, please see the *Hardware Guide* for your Linktropy model.

2.3 IP Address Configuration via the Linktropy GUI

To configure the management interface using the Linktropy GUI:

- 1 Configure a PC running a supported web browser with the IP address 10.0.0.2 or other address on the 10.0.0.0/255.0.0.0 subnet.
- 2 Connect an Ethernet cable between the PC and the MGMT port of the Linktropy WAN Emulator.
- 3 Open the browser on the PC and enter `http://10.0.0.10` (the preconfigured management address) in the address bar. Review the End User License Agreement.
- 4 Linktropy units are shipped with a temporary license pre-installed for initial operation. Follow the instructions on the screen to download and install a regular license. This step may be skipped and the license installed later.
- 5 The Linktropy GUI will open to the **Device Settings** tab. If desired, modify the IP address, netmask, and default gateway for the management interface. Click the *Apply Changes* button when done.
- 6 After the management interface has been configured, use the Ethernet cable to connect the MGMT port to the management network.

2.4 IP Address Configuration via the Serial Console

To configure the MGMT interface using the serial console:

- 1 Using the provided RJ45 to DB9 cable, connect the serial port of a PC running terminal emulation software to the CONSOLE port of the Linktropy WAN Emulator. Set the serial port parameters to 9600 baud, 8 bits, no parity, 1 stop bit, and disable flow control. See the *Hardware Guide* for your model for more details on connecting to the serial console.
- 2 Press `[ENTER]` to display a login prompt. At the prompt, log in as “admin”. Initially, there is no password.

```
linktropy login: admin
```

- 3 Use the following commands to set the IP address, IP netmask, and default gateway of the Linktropy management interface:

```
mgmt set addr <interface-ip-address> netmask <ip-netmask>
mgmt set gw <default-gateway>
```

IP addresses and netmasks are entered in dotted-decimal format. For example:

```
linktropy> mgmt set addr 192.168.1.1 netmask 255.255.255.0
```

- 4 After the management interface has been configured, use an Ethernet cable to connect the MGMT port to the management network. Open a browser and enter the IP address of the MGMT interface. Review the End User License Agreement.
- 5 Linktropy units are shipped with a temporary license pre-installed for initial operation. Follow the instructions on the screen to download and install a regular license. This step may be skipped and the license installed later.

2.5 Operation

The Linktropy WAN Emulator is installed between two LAN segments (or two individual devices) using the ports labeled LAN A and LAN B. The Linktropy WAN Emulator acts as a bridge or router between those two LAN segments. Frames received on one port are subjected to the emulated WAN conditions before being forwarded to the opposite port.

Emulated WAN conditions are configured in the Linktropy GUI. To set the emulation parameters, use a web browser to connect to the Linktropy GUI at the IP address of the management interface. All emulation parameters are found on the **Link Emulation** tab. Emulation is disabled until the “Emulation On/Off” button at the top of the screen is pressed. See the following chapters for details on Linktropy emulation parameters or click the ⓘ buttons on the GUI for information on specific parameters.

On Linktropy models that emulate multiple links, each link is configured separately and acts as an independent emulator

3 LINKTROPY GUI

3.1 Overview

The browser-based Linktropy GUI is the primary method of configuring the Linktropy WAN Emulator. The GUI is compatible with Internet Explorer, Firefox, Chrome, and Safari. JavaScript must be enabled. The GUI is accessible via HTTP or HTTPS.

The Linktropy GUI consists of a Configuration window and the Linktropy Monitor.



Figure 1: Configuration Window



Figure 2: Linktropy Monitor

The Configuration window contains a set of tabs used to specify the emulation parameters and device settings. Sections 4 through 8 of this *User's Guide* describe each of the individual tabs.

The top portion of the Configuration window also includes the Status Box, Emulation On/Off button, and Message Bar, and a Link Selector on models that support multiple links. These elements remain visible across the various tabs.

Each input field is checked for validity when modified. Valid changes are displayed in bold. Invalid changes are marked with a red box around the field. Additional checks are performed when the *Apply Changes* button is pressed and any errors are marked with a red box at that time.

Clicking any ⓘ info button opens a Help window with documentation for the specific field. This *User's Guide* is also accessible from any Help window.

The Monitor displays real-time statistics and throughput graphs of the traffic traversing the emulated WAN link. The Monitor also includes the Linktropy Player functionality for importing a time-series of delay and loss conditions recorded from a live network, the Linktropy Scheduler to automate a series of emulations, and the ARP table. See Section 9 for an overview of the Monitor and Sections 10 through 12 for details on the Linktropy Monitor, Player, and Scheduler.

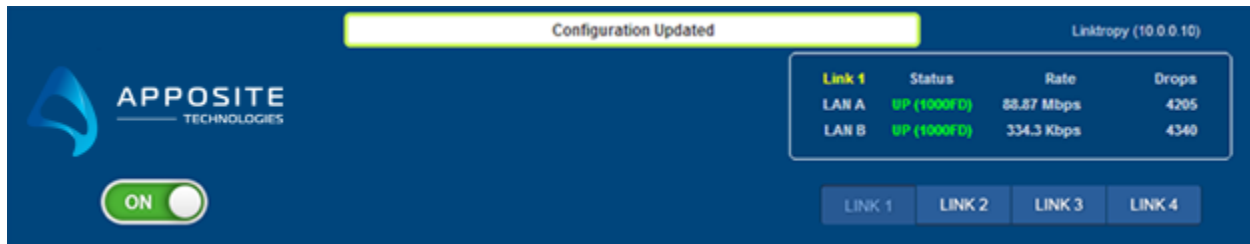


Figure 3: Configuration Window Status Box, Message Bar, and Link Selector

3.2 Status Box

The Status Box, at the top right corner of the Configuration window, displays interface status and basic statistics of the currently selected link.

The Status Box displays the status of the LAN A and LAN B Ethernet interfaces. During normal operation, the speed and duplex state of the interface are displayed in green. If the interface is unplugged or fails to negotiate an Ethernet connection, "DOWN" is displayed in red.

When emulation is turned on, the Status Box displays the current instantaneous throughput in each direction, averaged over 1 second intervals, and the total number of dropped frames. More detailed statistics and throughput graphs are shown in the Linktropy Monitor.

3.3 Emulation On/Off Button

The Emulation On/Off Button displays and controls the state of the currently selected link. The button is gray when emulation is turned off and green when emulation is on. Click the button to toggle between on and off.

Emulation is turned off when the Linktropy WAN Emulator is first installed.

3.4 Message Bar

The Message Bar, located at the top of the screen, is only visible when status messages are displayed. Confirmation messages are displayed on a white background, error messages on a red background, and alerts on a yellow background.

3.5 Link Selector

The Linktropy models that include multiple pairs of Ethernet ports have a Link Selector at the top section of the Configuration and Monitor windows. Use the link buttons to select the link to configure or monitor.

In general, all settings displayed in the GUI are specific to the selected link except for device settings such as the device name and MGMT interface address.

Link Emulation Tab: all settings are specific to the currently selected link

Bridge/Route Tab: all settings are specific to the currently selected link

Device Settings Tab: all settings apply to the device, except the Ethernet Ports row which configures the speed and duplex settings of the ports of the currently selected link.

Save/Load Tab: saving and loading an emulation applies only to the currently selected link. However, all saved emulations are accessible to be loaded from any link.

Upgrade Tab: all settings apply to the device.

Monitor: all settings and statistics are specific to the currently selected link.



Multiple links can be displayed simultaneously by opening multiple browser windows.

4 LINK EMULATION TAB:

LINK EMULATION PARAMETER CONFIGURATION

The **Link Emulation** tab contains all of the parameters for configuration of the emulated WAN link. All parameters are configured separately for the LAN A to B and LAN B to A directions.

Basic parameter settings are always visible on the **Link Emulation** tab. Advanced parameters, which generally only need adjustment for specialized conditions, are hidden by default. To display the advanced parameters, click the *show* link. Click the *hide* link to hide them again if desired.

The active configuration is not modified until the *Apply Changes* button at the bottom of the tab is pressed. The *Apply Changes* button is grayed out when there are no changes to apply. It is also grayed out if there are any invalid entries. To return to the active configuration without applying any changes, press the *Clear Changes* button.

When the *Apply Changes* button is pressed, final validation of the configuration is performed. If there are no errors in the configuration, the new configuration will take effect and the message, "Configuration Updated" will be displayed in the Message Bar. If there are any errors in the configuration, a red box will be displayed around the invalid field or an error message will be displayed.



Advanced parameter settings are used in the emulation, even if the parameters are hidden.

All settings on the **Link Emulation** tab apply only to the currently selected link.

		LINK EMULATION	BRIDGE / ROUTE	DEVICE SETTINGS	SAVE / LOAD	UPGRADE
		LAN A → LAN B			LAN B → LAN A	
BANDWIDTH	?	<input type="text" value="1000"/> Mbps			<input type="text" value="1000"/> Mbps	
DELAY	?	<input checked="" type="radio"/> Constant <input type="radio"/> Uniform <input type="radio"/> Normal <input type="text" value="25"/> ms			<input checked="" type="radio"/> Constant <input type="radio"/> Uniform <input type="radio"/> Normal <input type="text" value="40"/> ms	
LOSS	?	Packet Loss <input type="text" value="0.1000"/> % BER <input type="text" value="0"/> x 10 ⁻¹⁴			Packet Loss <input type="text" value="0.1000"/> % BER <input type="text" value="0"/> x 10 ⁻¹⁴	
BACKGROUND TRAFFIC	?	Link Utilization <input type="text" value="15.0"/> % Burst Size <input type="text" value="1500"/> Bytes			Link Utilization <input type="text" value="25.0"/> % Burst Size <input type="text" value="1500"/> Bytes	
ADVANCED PARAMETERS [hide]						
REORDERING	?	Probability <input type="text" value="0.0000"/> % Delay <input type="text" value="22.0"/> ms (min) <input type="text" value="33.0"/> ms (max)			Probability <input type="text" value="0.0000"/> % Delay <input type="text" value="333.0"/> ms (min) <input type="text" value="444.0"/> ms (max)	
DUPLICATION	?	<input type="text" value="0.0000"/> %			<input type="text" value="0.0000"/> %	
QUEUE DEPTH	?	<input type="text" value="250"/> <input checked="" type="radio"/> Packets <input type="radio"/> KB <input type="radio"/> ms			<input type="text" value="250"/> <input type="radio"/> Packets <input type="radio"/> KB <input checked="" type="radio"/> ms	
FRAMING OVERHEAD	?	<input type="text" value="18 -- Ethernet HDR+FCS"/>			<input type="text" value="18 -- Ethernet HDR+FCS"/>	
		<input type="button" value="Apply"/>		<input type="button" value="Clear"/>		

Figure 4: Link Emulation Tab

4.1 Basic Parameters


4.1.1 Bandwidth

The Bandwidth row is used to configure the link rate of the emulated WAN.

The link rate is set independently in each direction in increments of 1 bps, with a minimum rate of 300 bps and a maximum rate of 1 Gbps unless limited to a lower bandwidth by the license key. (See Section 8.2 for details on the license key.)

The link rate is set in units of bps (bits per second), Kbps (kilobits per second), Mbps (megabits per second), or Gbps (gigabits per second) selected from the drop-down menu next to the rate.

If the entered link bandwidth is over 1 Gbps or larger the license key, a red error box will be drawn around the invalid field when the *Apply Changes* button is pressed and the changes will not be applied.

 1 Kbps is 1,000 bps, not 1,024 bps. Similarly, 1 Mbps is 1,000,000 bps.

4.1.2 Delay

The Delay parameter specifies the link latency in milliseconds, and is set independently for each direction. Delay can be set from 0 milliseconds to 10 seconds. Entered values are rounded to the nearest 0.1 millisecond. The delay parameter will not reorder frames.

Radio buttons are used to specify the delay distribution:

- ▶ Constant: A single, fixed value for delay.
- ▶ Uniform: A uniform distribution of delay ranging between the configured minimum and maximum values.
- ▶ Normal: A truncated normal distribution curve, with a specified minimum, mean and standard deviation.

If the entered minimum delay is greater than the entered maximum (for a uniform distribution) or mean (for a normal distribution), a red error box will be drawn around the invalid fields when the *Apply Changes* button is pressed and the changes will not be applied.



The round trip time (RTT) of the link is the sum of the delay in both directions.



Using the delay parameter, frames are not reordered even if subjected to differing delays. For example, if the delay is specified as a uniform distribution between 10 and 100 ms and the first frame is subjected to a 90 ms delay and the second frame is subjected to a 20 ms delay, the second frame will not be transmitted until after the first frame has been transmitted.

To emulate delay with frame reordering, use the Reordering parameter in the Advanced Parameters section.

4.1.3 Loss

Data loss rates are configured as packet loss rates, bit error rates, or both. Losses due to packet loss and bit errors are emulated independently and may be combined to emulate links with physical layer corruption as well as congestion-induced packet loss.

For a lossless link, set the packet loss rate and bit error rate to 0. The default setting is for a lossless link.

Packet loss rates can be set from 0 – 100% in increments of 0.0001%.

Bit error rates can take values of 1×10^{-14} or greater and are entered in scientific notation. The coefficient of the rate (the field on the left) must be entered as a value greater than or equal to 0 and less than 10. The exponent may be between -1 and -14. The minus sign is supplied and only the digits of the exponent should be entered in the exponent field.

Losses are assumed to occur over the WAN link itself. Discarded packets therefore consume WAN bandwidth. For example, if a 1 Mbps link is specified to have a 10% packet loss rate, the maximum possible average throughput is 900 Kbps.

4.1.4 Background Traffic

The Background Traffic row is used to specify extra traffic that competes for link bandwidth with the frames that arrive on the Ethernet interfaces.


Background traffic is specified as a link utilization rate and a burst size. The link utilization rate controls the average percentage of configured link bandwidth consumed by background traffic. The burst size controls the size of the background traffic frames. Larger bursts will induce greater jitter in competing traffic.

Background traffic is modeled as a Poisson process in which bursts of data of a fixed size are transmitted at an average rate such that the link will be occupied at the specified link utilization rate. Because it is a random process, over short periods the actual background traffic link utilization rate may vary from the configured value.

Background traffic frame size is not adjusted by the configured framing overhead.

Background traffic can be used to test the performance of applications when link bandwidth is consumed by other traffic. It can also be used to induce jitter for testing real-time applications.

Link utilization rates can be set to 0 – 100% of the link bandwidth in increments of 0.1%. Burst size is specified in bytes from 1 – 1,000,000 bytes. The total burst rate is limited to 250,000 bursts per second except on the Linktropy 10G, which is limited to 1,000,000 bursts per second.

 The Linktropy Scheduler can be used to vary the link utilization rate over time.

4.2 Advanced Parameters

To view and configure advanced emulation parameters, click on the *show* link next to the Advanced Parameters label. Note that even when hidden, the advanced parameter settings are used in the emulation. The Advanced Parameters section cannot be hidden while any of the parameters have invalid settings.

4.2.1 Reordering

The Reordering row specifies the probability that each frame is reordered and the amount of time that reordered frames are delayed from their original position. This behavior is controlled by two parameters:

- ▶ **Probability:** specifies the likelihood that each individual frame will be held for reordering. Probability can be set from 0 – 100% in increments of 0.0001%.
- ▶ **Delay:** specifies how long each reordered frame is held before being reinserted into the data stream. Selected frames are delayed for a random amount of time between the specified minimum and maximum values using a uniform distribution. Minimum and maximum reordering delay can be set from 0 milliseconds to 10 seconds. Entered values are rounded to the nearest 0.1 millisecond.

For a constant reordering delay, set the minimum and maximum reordering delay to the same value.

To disable reordering, set the reordering probability to 0%. Reordering is disabled by default.

If the entered minimum reordering delay is greater than the entered maximum, a red error box will be drawn around the invalid fields when the *Apply Changes* button is pressed and the changes will not be applied.



The delay induced by frame reordering is in addition to any delay configured in the basic (non-reordering) Delay row.



Frames selected for reordering are reinserted into the data stream after being held for the specified reordering delay. However, if no additional frames arrive during that period, the sequence of frames will not change. The configured reordering probability can therefore differ from the percentage of frames that are actually reordered.

4.2.2 Duplication

The Duplication parameter specifies the probability that a frame will be duplicated.

Duplicate frames are inserted into the data stream immediately after the original frame. Duplicate frames are then subjected to rate control, delay, loss, and reordering independently of the original frame.

The duplication probability can be set from 0 – 100% in increments of 0.0001%.

To disable frame duplication, set the duplication probability to 0%. Duplication is disabled by default.

4.2.3 Queue Depth

The Queue Depth row specifies the maximum amount of data that will be buffered when data is received at a rate exceeding the emulated link rate. Any frames that arrive when the queue is full are discarded.

The queue depth can be set as a maximum numbers of packets, maximum amount of data in kilobytes, or a maximum queuing delay in milliseconds. The queue depth is specified separately for each direction. Valid entries are limited to 100,000 packets, KB, or milliseconds.

By default, the queue depth is set to 250 ms. For most networks, this setting will lead to few packet drops, but the queuing delay can reach 250 ms in each direction. A smaller queue depth will lead to a smaller maximum delay, but potentially more dropped packets. If possible, specify the queue depth and units to match the queuing behavior of the WAN transmission equipment on the network being emulated.

4.2.4 Framing Overhead

Framing overhead is the number of additional bytes required by a link-layer technology when transmitting a packet of data. Typically, the framing overhead consists of link-layer addressing and error checking information.

To emulate a link-layer technology with a particular framing overhead, select the value from the drop-down list, if available, or choose *Custom* and enter the specific value.

To emulate the traversal of a frame over a link, the Linktropy WAN Emulator calculates the effective size of the frame as the data portion of the Ethernet frame (without the Ethernet header or FCS) plus the specified framing overhead.

The Linktropy WAN Emulator includes three choices for framing overhead:

- ▶ Ethernet (header + FCS)
This option emulates a WAN link layer with an Ethernet-like frame of 18 bytes of header and frame check sequence (FCS). This is the default option and is a reasonable choice if the properties of the link layer are unknown.
- ▶ Ethernet (header, FCS, preamble, pad)
This option emulates an actual Ethernet link, including the preamble and padding between Ethernet frames. Select this option to emulate an Ethernet-based WAN network.
- ▶ Custom
This option allows the specification of any link layer framing overhead in bytes per data packet up to a maximum of 300 bytes. Select this option if the link layer framing overhead is known.

5 BRIDGE/ROUTE TAB:

BRIDGE AND ROUTING MODE CONFIGURATION

The Linktropy WAN Emulator can be installed as either a bridge or router to forward frames between the LAN A and LAN B Ethernet interfaces. By default, the Linktropy WAN Emulator is configured as a bridge, and this mode is recommended for simplicity and efficiency unless the LAN A and LAN B interfaces need to be on separate subnets.

To switch to IP Routing Mode from Bridging Mode, click on the link *switch to IP Routing Mode*. To revert to Bridging Mode, click on the link *switch to Bridging Mode*.

Bridge/Route settings are not stored with emulation parameters and will not change when a stored emulation is loaded.

On Linktropy models that support multiple links, each link can be configured independently in bridging or routing mode. All settings on the Bridge/Route tab apply only to the currently selected link.

5.1 Bridging Mode

In Bridging Mode, the Linktropy device functions as a bridge between the Ethernet segments connected to the LAN A and LAN B ports. In this mode, it can forward any Ethernet-based frame regardless of network layer protocol. VLAN tagged frames (IEEE 802.1Q) are supported, but no special action is taken based on VLAN.

5.1.1 Emulation Bypass

By default, all frames bridged by the Linktropy appliance are assumed to be part of the WAN traffic and are subjected to the configured WAN link conditions. This includes ARP and multicast traffic, which on a production network may be processed or filtered prior to traversal of the WAN link.

The Emulation Bypass row is used to specify whether ARP and multicast frames are to be included as part of the emulated WAN traffic or be passed directly between the LAN A and LAN B interfaces. ARP and multicast frames will bypass the emulated link and be passed directly between the two interfaces when the corresponding boxes are checked. Frames that bypass the WAN emulation are not subjected to loss or delay and do not consume emulated link bandwidth.

LINK EMULATION		BRIDGE / ROUTE	DEVICE SETTINGS	SAVE / LOAD	UPGRADE
BRIDGING MODE ⓘ [switch to IP Routing Mode]					
EMULATION BYPASS ⓘ	<input type="checkbox"/> ARP <input type="checkbox"/> Multicast				
LEARNING BRIDGE ⓘ	<input type="checkbox"/> Enable MAC address learning/filtering				
<input type="button" value="Apply"/> <input type="button" value="Clear"/>					

Figure 5: Bridging Mode

5.1.2 Learning Bridge

By default, the Learning Bridge feature is disabled and the Linktropy WAN Emulator forwards all frames received on the LAN A and LAN B interfaces to the opposite side. This provides the fastest packet handling rates and highest throughput, and is recommended except when learning bridge functionality is specifically required.

When the box labeled “Enable MAC address learning/filtering” is checked, the Linktropy WAN Emulator acts as a learning bridge and provides MAC address learning and filtering. The device examines the source MAC address of received frames to learn the network segment (LAN A or LAN B) on which each directly connected device is located. Received frames for which the source and destination devices are on the same network segment are discarded.

Learning Bridge functionality is generally only required when connecting multiple devices on a network segment through a repeater/hub. When using a switch, the switch provides the filtering functionality and learning bridge functionality is not needed on the Linktropy WAN Emulator.

5.2 IP Routing Mode

In IP Routing Mode, the Linktropy WAN Emulator functions as a router between the Ethernet segments connected to the LAN A and LAN B ports.

IP Routing Mode provides a default routing mechanism that eliminates the need for multiple static routes. When a gateway address is set for both interfaces, the default next-hop for packets received on one interface is the gateway address of the opposite interface. For example, if a packet is received on the LAN A interface and has a destination address on a subnet that is not directly connected to either the LAN A or LAN B interface, the packet is forwarded across the emulated link to the LAN B gateway router.

Packets that are forwarded out the same interface on which they were received do not traverse the emulated WAN link. Packets are never forwarded between the MGMT and LAN A or LAN B interfaces.

Routing Mode supports only the forwarding of IP frames and does not support multicast forwarding.

	Address	Netmask	Gateway
LAN A	10.1.0.100	255.255.255.0	10.1.0.1
LAN B	10.2.0.100	255.255.255.0	

Figure 6: Routing Mode

5.2.1 IP Addresses

In IP Routing Mode, an IP address and netmask must be configured for the LAN A and LAN B interfaces. Use of the gateway field is optional. All addresses are entered in dotted-decimal notation.

If a gateway address is set, it must be on the same subnet as the corresponding LAN A or LAN B address. If a gateway address is set for only one interface, then the Linktropy WAN Emulator will use this address as its default next-hop router. When gateway addresses are set for both interfaces, the default next-hop router for packets received on one interface is the gateway of the opposite interface.

The following entries are invalid:

- ▶ a gateway address not on the same subnet as the interface address
- ▶ an interface address or gateway address with an all-zeros host component
- ▶ an interface address or gateway address with an all-ones host component

If there are any invalid entries when the *Apply Changes* button is pressed, a red error box will be drawn around the row or an error message will be displayed. Changes are not applied until the errors are fixed and the *Apply Changes* button is pressed again.

6 DEVICE SETTINGS TAB:

DEVICE AND INTERFACE PARAMETERS

The device name and interface settings are configured on the **Device Settings** tab. Settings are saved by pressing the *Apply Changes* button on the bottom of the tab. Settings remain unchanged through reboots and power cycles. Device settings are not stored with emulation parameters and will not change when a stored emulation is loaded.

On Linktropy models that support multiple links, all settings apply across the device, except for the Ethernet Ports row which displays and configures the speed and duplex settings of the LAN A and LAN B interfaces only for the currently selected link.

LINK EMULATION	BRIDGE / ROUTE	DEVICE SETTINGS	SAVE / LOAD	UPGRADE
DEVICE NAME		Linktropy		
MGMT INTERFACE		IP address: 10.0.0.10 Subnet mask: 255.255.255.0 Default gateway: 0.0.0.0		
MANAGEMENT ACCESS		<input type="checkbox"/> Allow management through LAN A/B		
ETHERNET PORTS		LAN A: Auto-negotiate LAN B: Auto-negotiate		

Apply Clear

Figure 7: Device Settings Tab

6.1 Device Name

The name of the Linktropy unit is displayed and changed here. This name is also shown at the top of the Status Box and on the browser title bar.

6.2 MGMT Interface

The MGMT Interface row is used to set the IP address of the Linktropy management interface, the subnet mask, and the IP address of the default gateway. All values are entered in dotted-decimal notation.

If the entered IP address and default gateway address are not on the same subnet, or if either address is the all-zeros or all-ones subnet address, then a red error box will be drawn around the Network Settings row when the *Apply Changes* button is pressed and the changes will not be applied.

When the IP address of the Linktropy device is changed, connectivity to the Linktropy GUI will be lost and a link to the newly-configured IP address will be displayed in the Message Bar. If the new address is reachable from the browser, click on this link to reconnect to the Linktropy GUI.



If you cannot regain connectivity to the Linktropy WAN Emulator after a change to the network settings, use the CONSOLE interface to verify or change the network settings.

6.3 Management Access

By default, the Linktropy GUI is accessible only through the MGMT interface. Checking the box labeled “Allow management through LAN A/B” enables management from directly connected devices on the LAN A or LAN B network.

When this feature is enabled in Bridging Mode, the IP address of the MGMT interface can be reached through the LAN A and LAN B interfaces.

When this feature is enabled in IP Routing Mode, the device can be managed using the MGMT, LAN A, or LAN B interface addresses.

For maximum performance, this feature should be disabled if not required.

On Linktropy models that support multiple links, in-band management access is available through one specified link. When in-band management is enabled, a set of radio buttons appears to select the link to use.

6.4 Ethernet Ports

By default, all Ethernet ports are set to auto-negotiate the proper speed and duplex settings. On the 10/100/1000baseT emulation ports, auto-negotiation can be disabled and the ports forced to a particular setting via the drop-down menu. However, it is strongly recommended to keep the interfaces set to auto-negotiate unless auto-negotiation is not working properly. Auto-negotiation cannot be disabled on SFP and 10 Gbps ports.

Jumbo frames of up to 9 KB are supported.

A separate 10/100/1000baseT Ethernet port, labeled MGMT, is used for device management and monitoring. Auto-negotiation cannot be disabled on the management port.



If full-duplex is selected manually, the device the port is connected to must be forced to the same setting.

7 SAVE / LOAD TAB:

SAVE, LOAD, AND DELETE NAMED EMULATIONS

Use the **Save / Load** tab to store emulation parameters to a named configuration or to reload a previously stored emulation. The **Save / Load** tab also provides the ability to rename and delete stored emulations.

Radio buttons on the left side of the tab are used to select between Save, Load, and Delete operations.

On Linktropy models that support multiple links, saving and loading an emulation applies only to the currently selected link. However, all saved emulations are accessible to be loaded from any link.

The screenshot shows the 'SAVE / LOAD' tab interface. It features a navigation bar with tabs for 'LINK EMULATION', 'BRIDGE / ROUTE', 'DEVICE SETTINGS', 'SAVE / LOAD', and 'UPGRADE'. The 'SAVE / LOAD' tab is selected. On the left side, there are three radio buttons labeled 'SAVE', 'LOAD', and 'DELETE', with the 'SAVE' button being selected. Each radio button has an information icon to its right. The main content area contains a form with the following fields: 'Group' (a dropdown menu showing '1: high speed link' and a '[rename group]' link), 'Slot' (a dropdown menu showing '1: Test 1A'), 'Name' (a text input field containing 'Test 1A'), and 'Description' (a text input field containing '155 Mbps, low latency, no loss'). At the bottom of the form are 'Save' and 'Cancel' buttons.

Figure 8: Save / Load Tab



Save and load operations only save or load the emulation parameters from the **Link Emulation** tab. Other device configuration parameters, including the settings from the **Bridge/Route** tab and the **Device Settings** tab are not affected by saving or loading an emulation.

7.1 Save Emulation

The Save screen is used to store the current emulation parameters as a named emulation. Emulations are stored on the Linktropy device. There are ten separate groups with twenty slots each, for a total of 200 separate emulations. Groups can be used to separate emulations by project, date, network, user, or any other criteria.

If the Save screen is not displayed, click on the *Save* radio button.

To save an emulation, first select a Group from the drop-down menu next to *Group*. Then pick a slot number from the drop-down menu next to *Slot*. Until a slot is selected, the name and description fields and the *Save* button remain grayed out. Select an empty slot or write over an existing configuration.

Once the slot is selected, the Name and Description fields become active. If an existing emulation is selected, the Name and Description of the emulation are shown and may be edited. If an empty slot is selected, the Name and Description fields are blank. The Name field must be filled in. The Description field is only for reference to record identifying details of the emulation and may be left blank.

Once the Group and Slot are selected and a Name assigned, the *Save* button becomes active. Press *Save* to store the emulation.

The preset group names of “Group 1” through “Group 10” can be changed by clicking the *Rename* link adjacent to the Group drop-down list. Changing the name of a Group does not affect the emulations stored in that Group.

7.2 Load Emulation

Previously stored emulations can be reloaded from the Load screen. Click the *Load* radio button to display the Load screen.

To load an emulation, first select the *Group* from the drop-down list. Only Groups that contain stored emulations are shown. Next, select a stored emulation from the *Name* drop-down list. The emulation description will be displayed. Clicking the *display configuration* link will show a description of the configuration in a pop-up window. If this is the correct emulation, click the *Load* button to restore the emulation.

Once the emulation has been loaded, the emulation parameters can be viewed and changed on the **Link Emulation** tab.



Loading a saved emulation overwrites the current emulation parameters. To preserve the current emulation, save the emulation before loading a new emulation.

7.3 Delete Emulation

Stored emulations can be deleted from the Delete screen. Click the *Delete* radio button to display the Delete screen.

To delete an emulation, first select the *Group* from the drop-down list. Only Groups that contain stored emulations are shown. Next, select a stored emulation from the *Name* drop-down list. The emulation description will be displayed. Click the *Delete* button to delete the selected emulation.



Once deleted, emulations cannot be recovered.

8 UPGRADE TAB:

FIRMWARE UPGRADES AND LICENSE KEYS

Use the **Upgrade** tab to upgrade the Linktropy firmware and install new license keys.

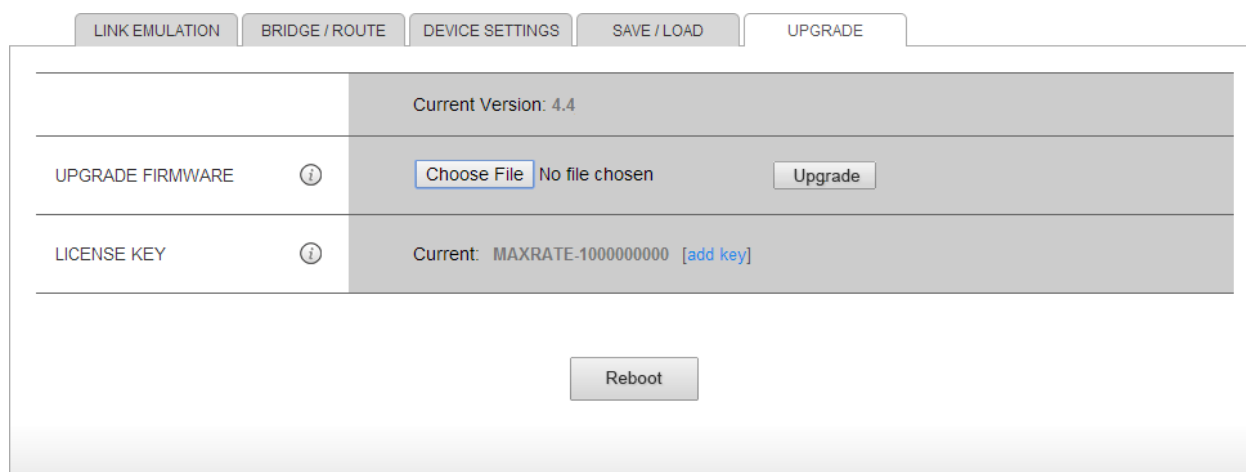


Figure 9: Upgrade Tab

8.1 Upgrade Firmware

The firmware version currently installed on the device is displayed in the Upgrade Firmware row.

To upgrade the firmware, download the new firmware image from the Linktropy support site. Save the firmware image on a device accessible from the browser.

In the *Upgrade Firmware* row, click the *Browse* button to select the image, then click the *Upgrade* button to install the new firmware.

A popup window displays the status of the upgrade operation. The new firmware will not run until the unit is rebooted.



The same procedure can be used to restore an older firmware version if necessary. However, when downgrading to an older version, some settings may not be preserved.



Firmware updates are available on the Linktropy support section of the Apposite website. To obtain access the support site, register your unit at apposite-tech.com/register.html. An active product license or maintenance contract is required. Registered users will also receive email notices of firmware updates.

8.2 License Key

The license expiration date and bandwidth limit are displayed on the License Key row. If an expiration date is not shown, the license does not expire. For information on renewing a license, see apposite-tech.com/renewals.html.

The license key controls the maximum emulated link bandwidth that can be configured in each direction.

To add a new license key, click the *add key* link, then cut and paste the new license key into the space below “Enter New Key.” Click the *Apply* button to install the new key.

9 LINKTROPY MONITOR

The Linktropy Monitor contains four separate pages to display the Link Monitor, Linktropy Player, Linktropy Scheduler, and ARP table. To access the window, click on the *Monitor/Schedule* link in the Configuration window. The Monitor opens in a separate browser window.

The Link Monitor displays real-time statistics and throughput graphs of the traffic traversing the emulated WAN link. The Link Monitor is described in Section 10.

The Linktropy Player emulates a time series of delay and loss conditions captured from a live link using the Linktropy Recorder for Windows and Linux or the Apposite Recorder for Android™ or any arbitrary series of delay and loss values specified in a recording file. The Linktropy Player is described in Section 11.

The Linktropy Scheduler provides a convenient way within the GUI to automate changes to any emulation parameters over time. The Linktropy Scheduler is described in Section 12.

For troubleshooting purposes, the ARP table is shown in a separate page of the Monitor. The ARP table is described below.

To switch between these four pages, click the links in the top bar of the Monitor.

On Linktropy models that support multiple links, use the Link Selector at the top to choose the specific link.

9.1 ARP Table

The ARP table page displays the current ARP table. In Bridging Mode, the ARP table only contains entries used for device management. In IP Routing Mode, the ARP table includes entries for the MGMT, LAN A, and LAN B interfaces. On Linktropy models that support multiple links, the LAN A and LAN B ARP entries are for the currently selected link only.

To update the display with the current ARP table, click the *Refresh* button at the top of the page.

10 LINK MONITOR:

LINK STATISTICS AND TRANSMISSION RATE GRAPHS

The statistics page of the Monitor displays real-time statistics and throughput graphs of the traffic over the emulated link. Traffic from LAN A to LAN B is shown on the top half of the page and traffic from LAN B to LAN A is shown below. For each direction, there is a summary of the current emulation settings, a table of statistics, a graph of the transmission rate, and a table of average transmission rates over various time periods.

All statistics are based on values since the last reset and are independent of whether the Monitor has been open or not. Rebooting or power cycling the device resets all values. The *reset* button at the top of the page resets values for the window. After reset, average transmission rates are displayed in the table only after sufficient data is available for each respective interval.

The page is refreshed at the rate set in the drop-down menu in the upper right corner. If the Scheduler is running, the display is also refreshed whenever the configuration changes.



The *reset* button resets statistics for its browser window only. Opening a new Monitor will restore statistics from the last reboot or power cycle. Reloading the current window also restores all statistics.



Statistics cannot be recovered after a reboot or power cycle of the device.

A graph of throughput of external traffic traversing the emulated link in each direction is shown for the previous 10 minutes in 1 second intervals. Extra traffic generated by the Background Traffic emulation feature is not shown on the graphs. The y-axis automatically adjusts to the maximum transmission rate over the period. The average transmission rates for the previous 1 second, 10 seconds, 1 minute, and 10 minute intervals are displayed in tabular form next to the graph.

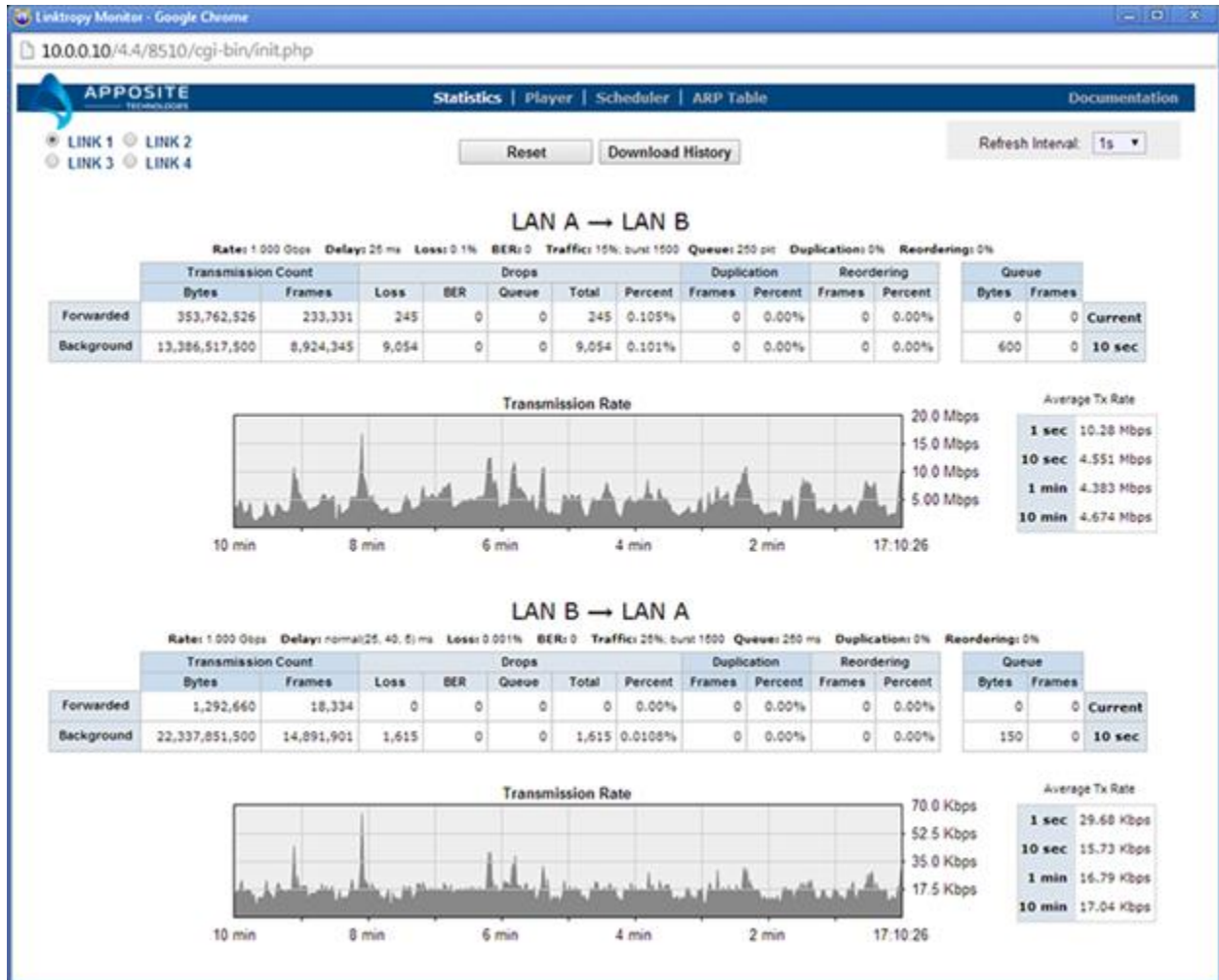


Figure 10: Link Monitor

Statistics are displayed in real-time in a table for each direction. One row displays statistics for external traffic forwarded between LAN A and LAN B. The second row displays statistics for the frames generated internally by the Background Traffic emulation feature. The data displayed are:

- **Transmission Count**
 - Bytes: number of bytes transferred over the emulated link.
 - Frames: number of Ethernet frames transferred over the emulated link.
- **Drops**
 - Loss: number of frames dropped due to packet loss.
 - BER: number of frames dropped due to bit errors.
 - Queue: number of frames dropped due to configured queuing limits.
 - Total: total number of frames dropped due to loss, BER and queuing limits.
 - Percent: total number of dropped frames as a percentage of the total number of frames received.
- **Duplication**
 - Frames: number of frames duplicated.
 - Percent: percent of frames duplicated.
- **Reordering**
 - Frames: number of frames subjected to reordering.
 - Percent: percent of frames subjected to reordering.

A second table shows the amount of data on the emulated link's transmit queue in bytes and frames. The table shows both the current value and an average of the instantaneous values taken once per second over the past ten seconds. The data on the queue includes both forwarded and background traffic. The data displayed are:

- **Queue**
 - Bytes: number of bytes in the emulated link's transmit queue.
 - Frames: number of frames in the emulated link's transmit queue.

10.1 Data Download

Up to 24 hours of statistics and transmission rate data, in 1 second intervals, can be downloaded to a file by clicking the *Download History* button. Select the number of hours of data and the link direction to download from the pop-up window, then click the *Download* button. The file is in a comma separated value (CSV) format that can be imported into Microsoft Excel or other data visualization or manipulation application.

By default, the downloaded file is named `linktropy_<direction>_<date>_<time>.log`. The direction and date and time of download are also listed in first line of the file.

The individual data fields in the file are described in the following table:

Field	Description
TimeIdx	Time Index – the number of seconds since the last reboot
Frames	Number of frames transmitted
Bytes	Number of bytes transmitted
Rate1s	Average transmission rate in bps over the current 1 second interval
Rate10s	Average transmission rate in bps over the current 10 second interval
Rate1m	Average transmission rate in bps over the current 1 minute interval
Rate10m	Average transmission rate in bps over the current 10 minute interval
DropsQueue	Number of frames dropped due to queuing limits
DropsPLR	Number of frames dropped due to packet loss
DropsBER	Number of frames dropped due to bit errors
DropsTotal	Total number of frames dropped
Dups	Number of frames duplicated
Reorders	Number of frames subjected to reordering
Qlen	Number of frames currently in the emulated link's transmit queue.

Qbytes	Number of bytes currently in the emulated link's transmit queue.
BGFrames - BGReorders	A set of all of the above statistics for the internally generated background traffic.
CfgIdx	Configuration Index – an index incremented each time the emulation parameters are changed, whether via the main Configuration window or as a stage in the Scheduler. The Configuration Index is reset by a reboot or power cycle.
CfgStep	Configuration Step – the currently running intermediate step between stages in the Scheduler. (A value other than 0 is only displayed when the Scheduler is running and is transitioning between stages.)
CfgDesc	Configuration Description – a description of the currently running emulation parameters. (Only displayed at the time when the parameters change.)

Except where indicated, all fields are relative to the last reset of the statistics page. When insufficient data is available to calculate an average over the indicated time span, the field is marked as "-1."

In addition to a separate line for each second of data, a separate line is recorded in the file each time the emulation parameters are changed, up to a maximum of ten times per second. These separate lines for each change can reduce the total length of time for which data can be downloaded to less than 24 hours.

11 LINKTROPY PLAYER

11.1 Overview

The Linktropy Player replays a time series of delay and loss conditions contained in a user-supplied file. The Linktropy Player is usually combined with the Linktropy Recorder for Windows and Linux or the Apposite Recorder for Android to capture the conditions from a live network and reproduce them in the emulator. However, the Linktropy Player offers the flexibility to utilize any properly formatted file to generate any desired time sequence of emulated delay and loss conditions.

The Linktropy Recorder is an application for Windows and Linux available for free download from the Apposite website. The Apposite Recorder for Android provides similar functionality on Android-based phones and tablets and is available for free download on Google Play™. The Linktropy or Apposite Recorder sends ICMP Echo Requests from the device on which it is running to a specified destination on the other side of the network, then records the reported delay and loss values to a file. For more information on the Recorder software, please consult the *Linktropy Recorder User's Guide* or the Help text within the Apposite Recorder for Android.

To create a file of delay and loss conditions without using the Recorder software, or to edit a file created by the Recorder, refer to the Recording File Format at the end of this section.

11.2 Operation

To use the Linktropy Player, click on the *Player* link on the top bar of the Monitor.

Use the *Load Recording* button to browse to the desired recording file stored on or accessible from the computer running the GUI. The recording is uploaded and stored locally on the Linktropy WAN emulator, and is available for use by the Player even after reboot or power cycle.

Set the link rate and any other emulation parameters in the Additional Emulation Parameters box. Only parameters set on this page are used in the emulation. Parameters set on the **Link Emulation** tab of the Configuration window are ignored.

Press the *Play* button to start operation of the Linktropy Player. Press the button again to pause the Player or the *Stop* button to stop the Player.

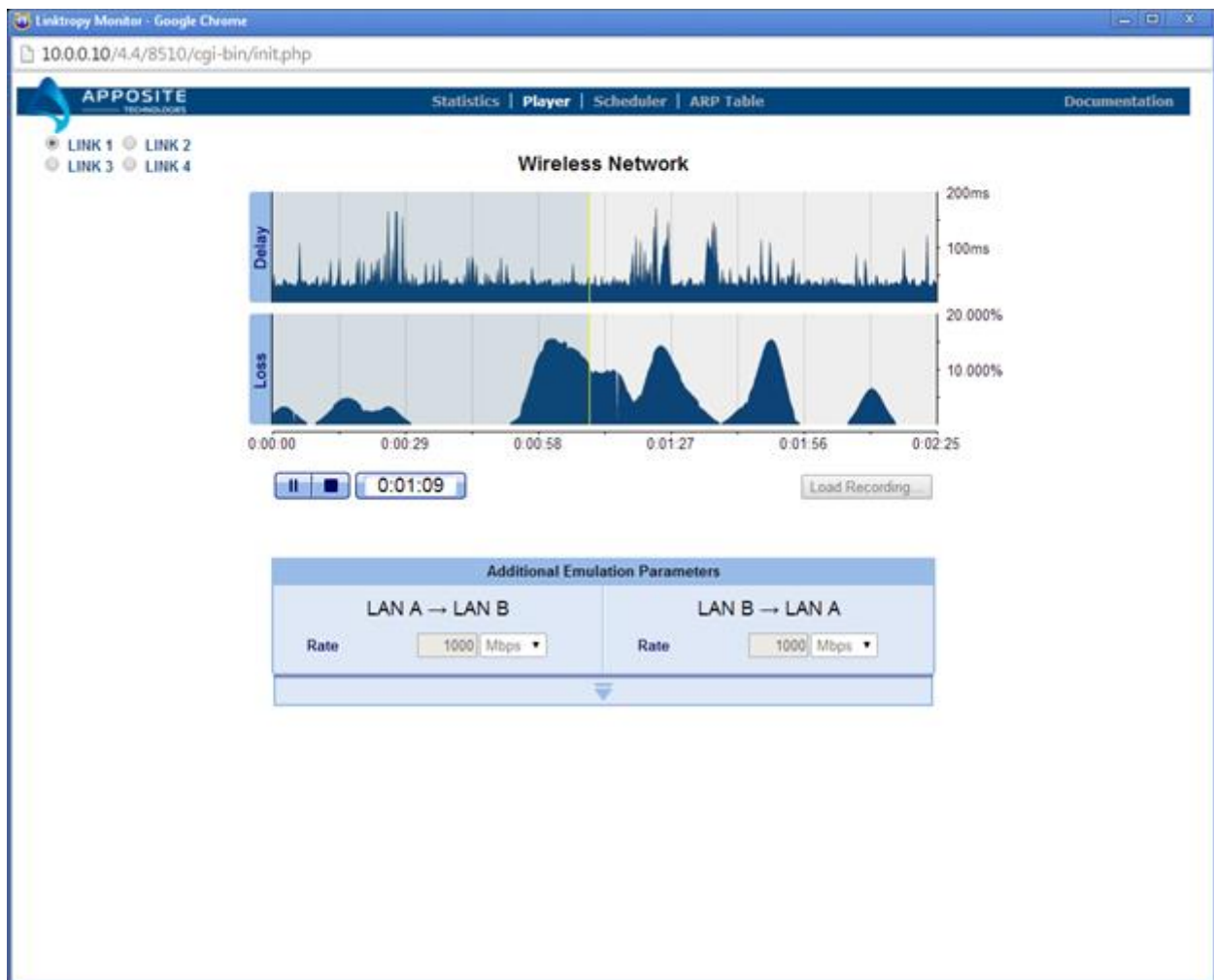


Figure 11: Linktropy Player

While the Player is running, the yellow position needle on the graph indicates the currently playing conditions, and the shaded section of the graph shows the portion of the recording that has already been replayed. When the Linktropy Player reaches the end of the recording, it continues from the beginning. The recording runs until the Player is paused or stopped.

When the Player is paused, emulation remains enabled using the conditions in effect at the time the Player is paused. The *Stop* button disables emulation and resets the position needle to the beginning of the graph.

On Linktropy models that support multiple links, configuration of the Linktropy Player applies only to the selected link. The Linktropy Player may be enabled on one or more links while regular emulation parameters run on the other links. If the Linktropy Player is used on multiple links, each link is configured independently with a separate recording file and emulation parameters.



Recordings can only be loaded while the Player is stopped. The *Load Recording* button is grayed out while the Player is running or paused.



After running the Linktropy Player, regular emulation from the **Link Emulation** tab of the Configuration window remains disabled until explicitly re-enabled by clicking the On/Off button. Clicking the Emulation On/Off button while the Player is running automatically turns off the Player and enables regular emulation.

11.3 Delay and Loss Parameters

Once a recording is loaded, graphs of the round-trip delay and loss are displayed as a function of time. The time axis applies to both the delay and loss graphs above it. Delay is shown in milliseconds and loss in percent.

The actual emulation uses separate one-way delay and loss values taken from the recording file for the LAN A to LAN B and the LAN B to LAN A directions. For simplicity, the delay and loss graphs show a single, composite, round-trip value with the following meanings:

- ▶ **Delay:** Round-trip time (RTT), calculated as the sum of the latency in each direction
- ▶ **Loss:** Round-trip packet loss rate, calculated as the probability of packet loss over the round trip based on the separate probabilities of packet loss in each of the two directions.

The actual one-way delay and loss values in use at any time during the emulation can be seen on the Statistics page.

11.4 Additional Emulation Parameters

Link conditions other than delay and loss are configured in the Additional Emulation Parameters box. By default, only the Rate is displayed, but the box can be expanded to configure background traffic, packet duplication and reordering, maximum queue depth, and framing overhead parameters. See Section 4 for details on the configuration of any of these emulation parameters.

11.5 Recording File Format

The recording file imported into the Linktropy Player is a text file with the format described in the table below. The recording file may contain up to 100,000 lines of data.

Line Type	Syntax and Description
metadata	<pre># <attribute> : <value></pre> <p>A list of attributes of the recording and their values. Must be at the beginning of the file, prior to any recording data, and preceded by a “#” symbol. Defined attributes are:</p> <pre># Title : <recording title></pre> <p>The title of the recording displayed above the recording graphs.</p>
data	<pre><start time> <delay> <loss> [<delay> <loss>]</pre> <p>Start time is the time in seconds, relative to the beginning of the recording, when the delay and loss values of the line take effect. Start time is a floating point number and must be at least 0.01 seconds greater than the start time of the previous line.</p> <p>Delay is the one-way latency, specified in milliseconds with a resolution of 0.1 ms.</p> <p>Loss is the packet loss rate in each direction, specified as a percentage (without the percent sign) between 0.0000 and 100.0000.</p> <p>The second pair of delay and loss values are optional. If two pairs of values are supplied, the first pair is the LAN A to LAN B direction and the second pair is the LAN B to LAN A direction. If only one pair of values is supplied, the same values are used in both directions. Note that a single pair of values are used as two identical one-way values and not a single round-trip value.</p> <p>On the final line in the file, the start time is used to determine the duration of the previous line. Delay and loss values are ignored.</p>

12 LINKTROPY SCHEDULER: EMULATING DYNAMIC CONDITIONS IN THE GUI

12.1 Scheduler Usage

The Linktropy Scheduler provides a mechanism to automate running a sequence of different emulation parameters. This can be useful both for emulating dynamically changing link conditions, and for automating a series of independent tests. To access the Scheduler, click on the Scheduler link in the bar at the top of the Monitor.

The basic operation of the Scheduler consists of configuring one or more sets of emulation parameters, called “stages,” setting the length of time for each stage to run, and specifying the transition between the stages.

When the Scheduler page is opened, it is initialized to the currently running or last run schedule. Any Scheduler parameters entered but not run are lost when the Monitor is closed or switched to a different link.

12.1.1 Constant Emulation Parameters

Certain emulation parameters cannot vary between stages. These parameters are located in the Constants row of the Scheduler. To configure these parameters, click on the *edit* link in the constants box and set the desired values. In the current version of the firmware, Framing Overhead is the only constant emulation parameter.

12.1.2 Emulation Stages

The Scheduler allows configuration in a compact form of nearly all of the emulation parameters found in the **Link Emulation** tab of the Configuration window. Parameters are configured independently in the LAN A to LAN B and LAN B to LAN A directions.

Stages can be in either edit mode, where values for the emulation parameters can be entered or modified, or in a compact view-only mode. To toggle between editing and viewing modes, click the *edit* or *view-only* link for the stage.

To configure the emulation parameters for a stage, enter the desired values for the various emulation parameters. (See Section 4 for details on any of the emulation parameters.) Then specify the duration for the stage to run in milliseconds, seconds, minutes, or hours.

Once the configuration of a stage is complete, if there are additional stages to configure, click the *Add Another Stage* button. For convenience, the new stage will have the conditions of the previous stage pre-filled in, and can be modified as needed. To remove the final stage, click on the *delete* link in the final stage box. Only the final stage can be deleted.

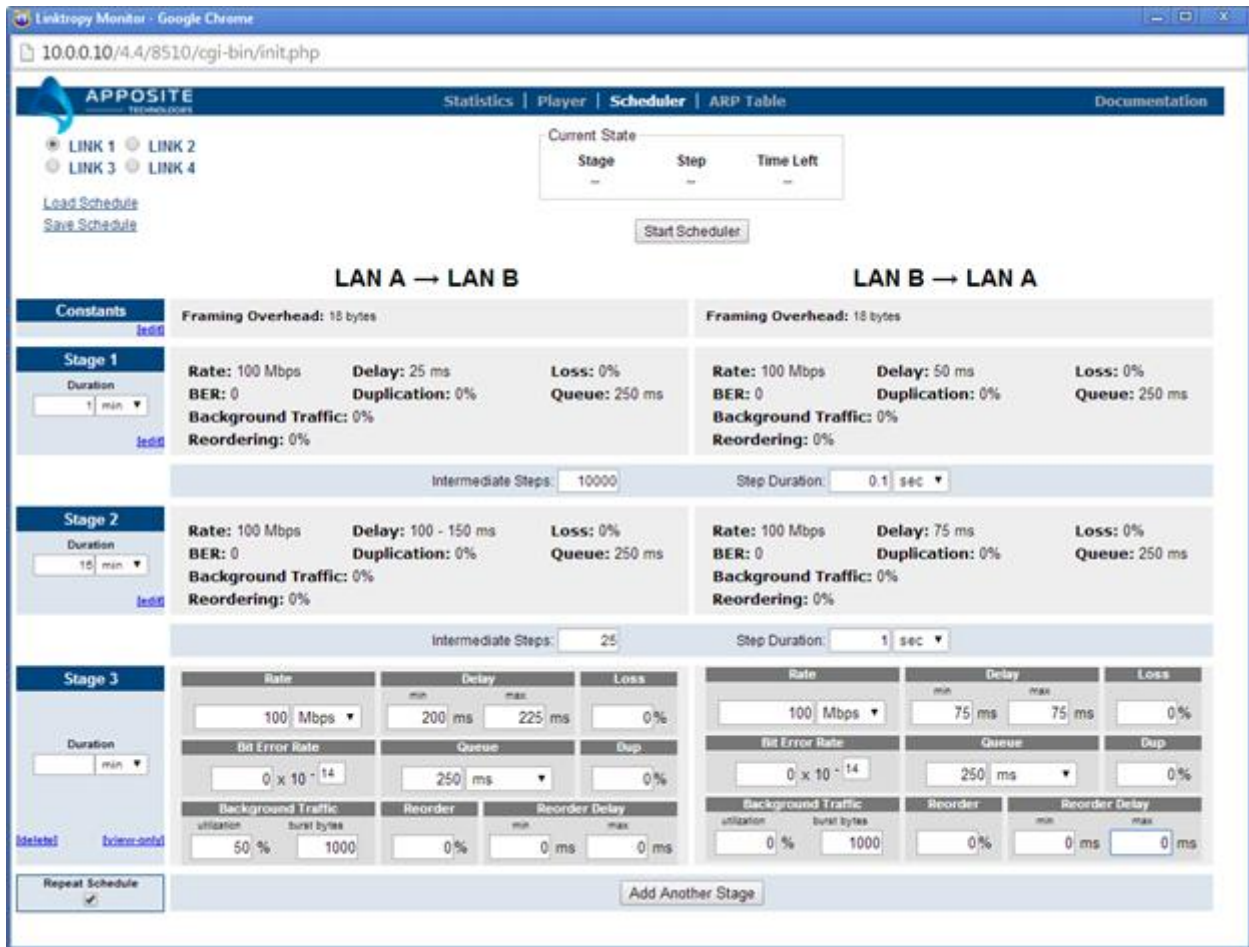


Figure 12: Linktropy Scheduler

By default, after the final stage is run, the test is complete and emulation is disabled. To have the Scheduler loop back to Stage 1 instead, check the *Repeat Schedule* box.

The Scheduler can be configured with up to 10 stages. Each stage can have a duration of between 0.1 ms and 1000 hours.



In the Scheduler, the delay can be only a constant or uniform distribution. A normal distribution for the delay cannot be configured. For a constant value for delay, set the minimum and maximum delay to the same value.

12.1.3 Intermediate Steps

At the conclusion of a stage, the Scheduler can either immediately switch to the next stage, or can transition between the stages in a series of intermediate “steps.”

To control the transition between stages, in the row between the two stages specify the number of intermediate steps to use, and set the duration for each step to run. The Scheduler uses linear interpolation to determine the values of the emulation parameters at each step. For example, if the bandwidth varies from 1.0 Mbps in stage 1 to 2.0 Mbps in stage 2 with one intermediate step, the bandwidth at that step will be 1.5 Mbps. If three intermediate steps are specified instead, the bandwidth at those steps will be 1.25 Mbps, 1.5 Mbps, and 1.75 Mbps.

To switch directly between any two stages, set the number of intermediate steps to 0. The step duration will be ignored.

Each transition can have up to 100,000 steps with a duration of between 0.1 ms and 1000 hours for each step. However, if the bit error rate changes between stages, the transition is limited to a maximum of 10 steps.



There are no intermediate steps for the transition from the final stage back to the first stage when looping is enabled. If intermediate steps are needed for this transition, add another stage after the final stage with the same emulation conditions as the first stage.

12.1.4 Start/Stop Scheduler

Once configuration of the Scheduler is complete, press the *Start Scheduler* button to begin running the scheduled emulations. While the Scheduler is operating, the Current State status bar displays the stage that is currently running, the current step (during transition periods), and the time remaining in the current stage or step.

To turn off the scheduled emulation, click the *Stop Scheduler* button.



The Linktropy configuration cannot be changed while the Scheduler is running. Attempting to apply a change will generate an error message.

The Status Bar in the Configuration window remains active even when the Scheduler is running. The Emulation On/Off button overrides operation of the Scheduler. Clicking the Emulation On button turns on emulation of the parameters configured in the **Link Emulation** tab and turns off the Scheduler. Similarly, clicking the Emulation Off button turns off all emulation even if the Scheduler is running.

12.1.5 Data Validation

Parameters for each stage are validated when the stage is switched from edit mode to view-only mode and when the *Add Another Stage* button is pressed. Stage durations and transition fields are validated when the *Start Scheduler* button is clicked. In addition, any stages in edit mode when the *Start Scheduler* button is clicked are switched to view-only mode and validated.

Invalid data entries are reported in a pop-up message box.

12.1.6 Save/Load Schedules

To save the Scheduler configuration, click the *Save Schedule* link in the upper left corner of the window. A separate pop-up window will appear. Select one of the ten spaces to save the configuration, optionally add a name, and click the *save* button.

To load a previously saved Scheduler configuration, click the *Load Schedule* link. Select the desired configuration in the pop-up window, and click the *load* button.

On Linktropy models that support multiple links, saving and loading a schedule applies only to the selected link.

12.2 Scheduler Examples

The Linktropy Scheduler is a flexible tool for emulating a wide variety of dynamic WAN conditions. The following are examples of a few common situations that can be emulated using the Linktropy Scheduler.

12.2.1 Link Outage / Burst Loss

To emulate a link outage or burst loss, first create a schedule with the normal transmission conditions, then add a stage configured with a packet loss rate of 100%. Set the loss rate to 100% in both directions for a bidirectional link outage, or in only one direction for a unidirectional outage.

Set the length of the outage by configuring the duration of the loss stage. For a burst loss, the duration can be as short as 0.1 ms.

For a periodic outage, set the schedule to repeat. For a single outage and recovery, add a final stage with normal transmission conditions.

12.2.2 Routing Changes / Route Flapping

Changes to the network route between two endpoints causes a change in the transit time between those endpoints. If the new transit time is shorter, the first packets transmitted after the routing change may arrive at the destination before the last packets transmitted before the routing change. If the new transit time is longer, there will be an interval during which no packets arrive at the destination.

In a 'route flapping' condition, routing alternates between the two paths. This causes packet traversal times to fluctuate between the two states.

To emulate routing changes, configure a Scheduler stage for each route. The change in delay between the stages corresponds to a routing change. For simple routing change situations, configure the delay of each route using a constant reordering delay with 100% reordering probability. Set the number of intermediate steps to 0 to represent the abrupt change of the route.

For example, if the link delay increases from 50 ms to 75 ms when the route changes, configure one stage with a reordering probability of 100% and a constant 50 ms reordering delay. Configure the next stage with the same values except with a constant reordering delay of 75 ms.

More complex situations can be emulated by combining the basic delay with the reordering delay. For example, if the second stage in the above example had a variable delay of 75 ms to 100 ms, set the basic delay to a variable 0 to 25 ms, and set the reordering delay to a constant 75 ms, thereby creating the desired total delay of 75 ms to 100 ms. Configuring the variable component of the total delay using the non-reordering basic delay parameter ensures that packet reordering occurs only during the transition and not within the stage itself.

12.2.3 Wireless Interference / Satellite Rain Fade

The effects of interference and weather can cause wireless and satellite links to deteriorate from a normal state to a degraded state and eventually recover. To emulate this situation, model the normal and degraded states as two stages in the Scheduler and specify the transition between them.

For a single degradation event and recovery, add a third stage with the same conditions as the first stage.

For periodic degradation with an abrupt recovery, set the schedule to repeat after the degraded stage. For periodic degradation with a gradual recovery, add a third stage with the same conditions as the first stage and specify the recovery period, then set the schedule to repeat after the third stage.

13 SECURITY

13.1 Passwords

13.1.1 Setting the Password

By default, a password is not required to access the Linktropy GUI and CLI. However, a single password that applies to both the CLI and GUI may optionally be set from the CLI.

To set the password, connect to the Linktropy command line interface. The username is “admin”.

Use the following command from the CLI to set the password:

```
password set <password>
```

Use the following command to clear the password:

```
password clear
```

13.1.2 Recovering from a Lost Password

If the password has been lost, boot to the recovery firmware to gain access to the device and reinitialize the configuration to factory defaults.

1. Connect to the serial console port.
2. Power cycle the unit. Type “recovery” at the boot prompt to boot to the recovery image.

```
boot: recovery
```

3. At the prompt, log in as “admin”.

```
linktropy login: admin
```

4. Check the firmware version for the recovery image which will differ from the operational image if the firmware has ever been upgraded:

```
linktropy> version
```

5. If the recovery firmware is v4.3.1 or later, the configuration can be reset to factory defaults with no password using the following command:

```
linktropy> init config
```

For recovery firmware version v4.3 or earlier, please contact Apposite support for assistance.

6. Reboot or power cycle the unit and return to the regular operating firmware. The management interface will also be reset to the default of 10.0.0.10.

13.2 SSL

The Linktropy GUI is accessible via HTTP or HTTPS. HTTPS allows administration of the GUI using SSL security. Linktropy includes a non-unique, self-signed certificate. Use of this self-signed certificate may generate an error in the browser that the signing certificate authority is unknown and not trusted. Either ignore this error or install your own certificate.

To install a new certificate, use the “http” command from the CLI:

```
http load <certificate file name> <server address> ["tftp"]
```

For example:

```
linktropy> http load /certs/certificate.crt 192.168.0.100
```

By default, HTTP is used to download the firmware image. Specify “tftp” to use TFTP instead.

13.3 SSH

The Linktropy CLI is accessible over the network via SSH. To verify the identity of the Linktropy SSH server, use the “ssh fingerprint” command to display the fingerprints of the SSH server’s public keys.

14 COMMAND LINE INTERFACE

The Linktropy WAN Emulator includes a command line interface (CLI) that can be accessed via the CONSOLE interface or over the network through a Telnet or SSH connection. The CLI provides the following subset of the functionality available in the Linktropy GUI:

- ▶ Configure the management IP address, subnet mask, and default gateway
- ▶ Configure link emulation parameters
- ▶ Turn emulation on or off
- ▶ Load previously stored emulations

To access the CLI, log into the device at the prompt as `admin`.

SSH can be used to either log into the Linktropy CLI, similar to Telnet, or to execute a single command.

The SSH and Telnet services can be enabled or disabled through the CLI using the `telnet` and `ssh` commands. By default, both are enabled. Multiple simultaneous sessions are allowed.

14.1 CLI Command Syntax

Command	Syntax and Description
help	<p>help or ?</p> <p>Displays a list of commands available through the CLI.</p> <p>A question mark after any command displays the command syntax.</p>
http	<pre>http load <certificate file name> <server address> ["tftp"]</pre> <p>Installs an SSL certificate. Uploaded certificate replaces the self-signed certificate supplied in the firmware. If the certificate is not located in the root directory of the HTTP server or TFTP server, the file name must include the full path name.</p> <p>Specify the IP address of the HTTP or TFTP server.</p> <p>By default, HTTP is used to download the firmware image. Specify "tftp" to use TFTP instead.</p>
init	<pre>init config ["nolicense"]</pre> <p>Returns the configuration to factory default settings.</p> <p>Include "nolicense" to also reset the license acceptance.</p> <p>Takes effect upon reboot unless there is a subsequent save of the configuration.</p>
link	<pre>link <link-number> {enable disable}</pre> <p>Enable or disable emulation for the link.</p> <pre>link {<link-number> <link-id>} show</pre> <p>Displays the current emulation state and emulation properties of the link number or link id.</p> <pre>link {<link-number> <link-id>} stats [reset show [since-reboot]]</pre> <p>Displays the cumulative statistics for the link number or link id since last reset or reboot, or resets all counters. Reset only affects the statistics displayed by the CLI and not the GUI.</p> <pre>link {<link-number> <link-id>} set</pre> <pre>bandwidth <bps></pre> <pre>delay {constant <value> uniform <min> <max> normal <min> <mean> <stddev>}</pre> <pre>loss <percent></pre> <pre>ber {0 [1.000 - 9.9999]e[-14 -- -1]}</pre> <pre>background-traffic <percent> burst <bytes></pre> <pre>duplication <percent></pre> <pre>reordering <percent> [min-delay <value> max-delay <value>]</pre> <pre>queue <value> {ms KB pkt}</pre> <pre>overhead <bytes></pre>

link (cont')	<p>Sets the emulation properties for the link. Using the link id set the emulation properties in the specified direction. Multiple parameters of a link can be set with a single command, i.e.:</p> <pre>link 1AB set bandwidth 100000 delay constant 10 loss 5%</pre> <p>Notes:</p> <p>On Linktropy models with a single link, the link number is always 1. On the models that support multiple links, the link number match the labels on the device and in the GUI.</p> <p>The link id is the combination of link number and direction. Direction is specified as "AB" or "BA". For example, link id 1AB is link 1 in the direction from LAN A to LAN B.</p> <p>All delay values are entered in milliseconds.</p> <p>Values specified as a percent can be entered using either percentage notation or as a decimal (i.e. "10.1%" or "0.101").</p>
list	<pre>list saved</pre> <p>Displays a list of saved configurations, ordered by Group index and Slot index</p>
load	<pre>load {<group-idx> <group-name>} {<slot-idx> <config-name>} [link <link-number>]</pre> <p>Loads a saved configuration specified by Group and Slot to the specified link number. The Group and Slot may be specified by name or index. Any spaces in the name must be surrounded by double quotes. Link 1 is assumed if no link number is specified.</p>
logout	<pre>logout</pre> <p>Logout from the command line interface. Returns user to the login prompt.</p>
mgmt	<pre>mgmt set addr <addr> netmask <mask></pre> <p>Sets the IP address and netmask of the MGMT interface</p> <pre>mgmt set gw <addr></pre> <p>Sets the default gateway of the device</p> <pre>mgmt show</pre> <p>Displays the IP address and netmask of the MGMT interface and default gateway of the device.</p>
password	<pre>password clear</pre> <p>Clears the password.</p> <pre>password set <password></pre> <p>Sets administration password used to login to the GUI and CLI.</p> <p>Unless the password has been set using this command, no password is needed to access the GUI and CLI.</p>
ping	<pre>ping <address> [<size>]</pre> <p>Pings from the device to <code>address</code> with the specified sized packets.</p> <p>Use CTRL-C to stop.</p>

reboot	<pre>reboot</pre> <p>Reboots the device. Returns user to the login prompt after reboot.</p>
ssh	<pre>ssh [enable disable fingerprint]</pre> <p>Enables or disables SSH service, or displays the fingerprint of the SSH server's public keys. If service is disabled, any sessions in progress are terminated. With no argument, 'ssh' reports current status of the service.</p>
telnet	<pre>telnet [enable disable]</pre> <p>Enables or disables telnet service. If service is disabled, any sessions in progress are terminated. With no argument, 'telnet' reports current status of the service.</p>
upgrade	<pre>upgrade <image name> <server address> ["tftp"]</pre> <p>Upgrades the Linktropy firmware. If the image is not located in the root directory of the HTTP server or TFTP server, the image name must include the full path name.</p> <p>Specify the IP address of the HTTP or TFTP server.</p> <p>By default, the Linktropy WAN Emulator will use HTTP to download the firmware image. Specify "tftp" to use TFTP instead.</p>
version	<pre>version</pre> <p>Displays the operating firmware version.</p>

15 APPOSITE SUPPORT

15.1 Registration

For access to the Linktropy support site with firmware upgrades, documentation, and other support materials, register your unit at: <http://www.apposite-tech.com/register.html>. License key download will automatically register you.

Registered users will receive email notification whenever new firmware versions are released.

15.2 Customer Support

If you experience any problem with the Linktropy hardware, consult the *Hardware Guide* for your model. If you have any questions about the firmware not answered in this *User's Guide*, please check the Linktropy support site for updated firmware and documentation. If your question is not answered, please contact Apposite Support.

Linktropy units with a product license receive support and maintenance for the term of the license, including hardware warranty, firmware updates, and customer support. The license expiration date is shown on the Upgrade Tab of the Linktropy GUI for limited term licenses.

For units with an unlimited term license (purchased prior to August 2017), one year of maintenance is included with purchase, after which a yearly maintenance renewal is required for ongoing support. License and maintenance renewals are available from Apposite or your Linktropy reseller.

If you believe the firmware is not functioning properly, please upgrade to the latest firmware release. If the problem persists, please contact Apposite Support at:

support@apposite-tech.com
1.310.477.9955 ext. 2

When contacting Apposite Support, please include the following information:

- ▶ Linktropy model
- ▶ Serial number
- ▶ Your e-mail address and phone number
- ▶ Installed firmware version
- ▶ A detailed description of the problem



Do not attempt to fix any hardware problem yourself. The Linktropy WAN Emulator contains no user serviceable parts. Opening the chassis voids the warranty.

APPENDIX A: APPOSITE END USER LICENSE AGREEMENT

THIS END USER LICENSE AGREEMENT (“AGREEMENT”) IS A LEGAL AGREEMENT BETWEEN YOU AND APPOSITE TECHNOLOGIES LLC (“APPOSITE”). BY DOWNLOADING, INSTALLING, COPYING, ACCESSING OR USING THIS SOFTWARE, YOU AGREE TO THE TERMS OF THIS AGREEMENT. IF YOU ARE ACCEPTING THESE TERMS ON BEHALF OF ANOTHER PERSON OR COMPANY OR OTHER LEGAL ENTITY, YOU REPRESENT AND WARRANT THAT YOU HAVE FULL AUTHORITY TO BIND THAT PERSON, COMPANY OR LEGAL ENTITY TO THESE TERMS. IF YOU DO NOT AGREE TO THESE TERMS, ARE NOT AT LEAST 18 YEARS OF AGE, OR DO NOT HAVE AUTHORITY TO ENTER THIS AGREEMENT, DO NOT DOWNLOAD, INSTALL, COPY, ACCESS OR USE THIS SOFTWARE, AND PROMPTLY RETURN THIS SOFTWARE AND PROOF OF ENTITLEMENT TO THE PARTY FROM WHOM YOU ACQUIRED THEM.

1. DEFINITIONS.

- a. “Documentation” means published user manuals and other explanatory materials provided by Apposite relating to the Software or the Hardware.
- b. “Hardware” means the Apposite-branded hardware product on which the Software is designed to run.
- c. “Software” means the computer software (regardless of format or media in which distributed) designed to run on the Hardware.
- d. “Modifications” means any applicable upgrades, modified versions, updates, bug fixes, patches, or other modifications to the Software made generally available by Apposite to its customers.
- e. “Product” means the Apposite-branded product comprised of the Hardware, the Software, and the Documentation.
- f. “Legacy Product” means any Product purchased prior to August 1, 2017.
- g. “License Period” means for any Product that is not a Legacy Product, the license period identified on the relevant order form or receipt upon your purchase of the Product or the Software, including any purchased extension thereto.
- h. “Warranty Period” means (a) for any Legacy Product, the period during which you maintain a continuous, active subscription to Apposite maintenance services, or (b) for any Product that is not a Legacy Product, the License Period, unless such Product has a perpetual license, in which case the Warranty Period shall be five (5) years from the date of purchase of the Product from Apposite unless extended by purchase of maintenance services.

2. LICENSE GRANT. Conditioned upon compliance with the terms and conditions of this Agreement, Apposite hereby grants you the following licenses (collectively, the “License”):

- a. With respect to any Product that is not a Legacy Product, for the relevant License Period, a nonexclusive, nonsublicensable, nontransferable license to use the Software and Modifications solely as embedded in the Hardware, and to use the Documentation solely in conjunction with the Software, Modifications, and Hardware; and
- b. With respect to any Legacy Product, a perpetual, nonexclusive, nonsublicensable, nontransferable license to use the Software solely as embedded in the Hardware, and to use the Documentation solely in conjunction with such Software and Hardware, and to use any Modifications released by Apposite and installed on the Hardware during the Warranty Period.

This license is not a sale. The Software may contain open source or third-party software, subject to separate license terms. Acknowledgements, licensing terms and disclaimers for such materials are contained in the Documentation, and your use of such material is governed by their respective terms and not by the License.

3. **OWNERSHIP.** Apposite and its licensors retain ownership of all intellectual property rights in and to the Software and Documentation, including any copies, improvements, enhancements, derivative works and modifications thereof. The Software and Documentation are protected by United States and international copyright and other intellectual property laws and international trade provisions. Your rights to use the Software and Documentation are limited to those expressly granted by this Agreement. No other rights with respect to the Software or any related intellectual property rights are granted or implied.
4. **RESTRICTIONS.** Except as otherwise expressly provided under this Agreement, you shall not directly or authorize any third party to:
 - (i) copy the Software, except as necessary for archival or backup purposes only;
 - (ii) transfer, assign, sublicense, rent, lease, lend, or otherwise transfer your license rights to any other person or entity;
 - (iii) install or use the Software on any computing device other than the Hardware;
 - (iv) modify or adapt the Software or Documentation or create derivative works based upon the Software or Documentation;
 - (v) reverse engineer, disassemble, decompile, decrypt, or otherwise attempt to derive the source code of the Software, except to the extent otherwise expressly permitted under applicable law notwithstanding this restriction; or
 - (vi) remove, alter, cover or obfuscate any of the trademarks, trade names, logos, patent or copyright notices or markings, or add any other notices or markings to or on the Software, Documentation, or Hardware without the express written authorization of Apposite.
5. **SUPPORT.** Apposite shall have no obligation to support the Software except as provided in Apposite's Customer Support Terms and Conditions, which is incorporated by reference into this Agreement.
6. **LIMITED WARRANTY.** Apposite warrants that, for the duration of the Warranty Period, the Hardware will be free of any defects in materials and workmanship under normal use and the Software will perform substantially in accordance with the Documentation. This limited warranty extends only to the original user of the Product. This limited warranty is void if failure of the Hardware or Software to conform to the warranty has resulted from improper installation, testing, misuse, neglect, accident, fire or other hazard, a virus, or any breach of this Agreement. Apposite and its suppliers' entire liability and your sole and exclusive remedy shall be, at Apposite's sole discretion, to: (i) repair the Software or Hardware; (ii) provide replacement Hardware or Software; or (iii) refund the purchase price and terminate this Agreement. This limited warranty applies only if the Product is returned to Apposite, freight and insurance prepaid, in accordance with Apposite's Return Material Authorization (RMA) procedures. Any repaired or replaced Software or Hardware will be subject to this same limited warranty for the remainder of the original Warranty Period or thirty (30) days, whichever is greater. THE FOREGOING LIMITED WARRANTY IS IN LIEU OF ALL OTHER WARRANTIES OR CONDITIONS, EXPRESS OR IMPLIED, AND APPPOSITE DISCLAIMS ANY AND ALL IMPLIED WARRANTIES OR CONDITIONS, INCLUDING, WITHOUT LIMITATION, ANY IMPLIED WARRANTY OF TITLE, NONINFRINGEMENT, MERCHANTABILITY OR FITNESS FOR A PARTICULAR PURPOSE. THIS WARRANTY GIVES YOU SPECIFIC LEGAL RIGHTS, AND YOU MAY ALSO HAVE OTHER RIGHTS WHICH VARY BY JURISDICTION.
7. **LIMITATION OF LIABILITY.** REGARDLESS WHETHER ANY REMEDY SET FORTH HEREIN FAILS OF ITS ESSENTIAL PURPOSE, IN NO EVENT WILL APPPOSITE OR ITS SUPPLIERS BE LIABLE FOR ANY DAMAGES, INCLUDING WITHOUT LIMITATION, ANY LOST PROFITS, BUSINESS INTERRUPTION, LOSS OF INFORMATION, OR OTHER INCIDENTAL OR CONSEQUENTIAL DAMAGES HOWEVER CAUSED AND REGARDLESS OF THE

THEORY OF LIABILITY OR WHETHER ARISING OUT OF THE USE OF OR INABILITY TO USE THE PRODUCT AND EVEN IF APPOSITE OR ITS SUPPLIERS HAVE BEEN ADVISED OF THE POSSIBILITY OF SUCH DAMAGES. IN NO EVENT SHALL APPOSITE OR ITS SUPPLIERS' LIABILITY, WHETHER IN CONTRACT, TORT (INCLUDING NEGLIGENCE), BREACH OF WARRANTY, OR OTHERWISE, EXCEED THE PRICE PAID FOR THE PRODUCT. SOME STATES DO NOT ALLOW THE LIMITATION OR EXCLUSION OF LIABILITY FOR INCIDENTAL OR CONSEQUENTIAL DAMAGES, SO THE ABOVE LIMITATION MAY NOT APPLY TO YOU. YOU HEREBY WAIVE CALIFORNIA CIVIL CODE SECTION 1542, WHICH SAYS "A GENERAL RELEASE DOES NOT EXTEND TO CLAIMS WHICH THE CREDITOR DOES NOT KNOW OR SUSPECT TO EXIST IN HIS FAVOR AT THE TIME OF EXECUTING THE RELEASE, WHICH, IF KNOWN BY HIM MUST HAVE MATERIALLY AFFECTED HIS SETTLEMENT WITH THE DEBTOR."

- 8. TERM AND TERMINATION.** This Agreement takes effect upon your use of the Software and remains effective until terminated. You may terminate it at any time by destroying all copies of the Software and Documentation in your possession. The licenses granted by Apposite herein will terminate immediately if you fail to comply with any term or condition of this Agreement. You agree on termination of the licenses to cease all use of the Software and Documentation. In addition, the provisions of the sections "U.S. Government Restricted Rights" and "Export" shall survive termination of this Agreement.
- 9. EXPORT.** The Product, including the underlying technology, is subject to U.S. export control laws, and may be subject to export or import regulations in other countries. You may not export or import the Product and the underlying technology, directly or indirectly, in violation of these laws. You agree to comply strictly with all such laws and regulations and acknowledge that you have the responsibility to obtain such licenses to export, re-export, or import as may be required.
- 10. U.S. GOVERNMENT RESTRICTED RIGHTS.** All Software and Documentation provided pursuant to this Agreement qualifies as "commercial computer software" and "commercial computer software documentation" pursuant to FAR 12.212 and DFAR 227.7202. The Software and Documentation are being licensed to U.S. Government end users only as commercial items and with only those rights as are granted to all other end users pursuant to the terms and conditions of this agreement.
- 11. GENERAL PROVISIONS.** This Agreement will be governed by and construed in accordance with the laws of the State of California without reference to its conflicts of law provisions. Any dispute arising out of or relating to this Agreement shall be subject to the exclusive jurisdiction and venue of the courts sitting in Los Angeles, California. This Agreement shall not be governed by either the Uniform Computer Information Transactions Act (UCITA) or the United Nations Convention on Contracts for the International Sale of Goods (CISG), the application of which is expressly excluded. If for any reason a court of competent jurisdiction finds any provision of this Agreement, or any portion thereof, to be unenforceable, the remainder of this Agreement shall continue in full force and effect. This Agreement constitutes the entire agreement between the parties with respect to the Product and supersedes all prior or contemporaneous understandings regarding such subject matter, whether written or oral, and supersedes any conflicting or additional terms contained in any purchase order or elsewhere, all of which terms are excluded. No amendment to or modification of this Agreement are binding unless in writing and signed by Apposite.

APPENDIX B: THIRD PARTY LICENSES

Apache

Apache License

Version 2.0, January 2004

<http://www.apache.org/licenses/>

TERMS AND CONDITIONS FOR USE, REPRODUCTION, AND DISTRIBUTION

1. Definitions.

"License" shall mean the terms and conditions for use, reproduction, and distribution as defined by Sections 1 through 9 of this document.

"Licensor" shall mean the copyright owner or entity authorized by the copyright owner that is granting the License.

"Legal Entity" shall mean the union of the acting entity and all other entities that control, are controlled by, or are under common control with that entity. For the purposes of this definition, "control" means (i) the power, direct or indirect, to cause the direction or management of such entity, whether by contract or otherwise, or (ii) ownership of fifty percent (50%) or more of the outstanding shares, or (iii) beneficial ownership of such entity.

"You" (or "Your") shall mean an individual or Legal Entity exercising permissions granted by this License.

"Source" form shall mean the preferred form for making modifications, including but not limited to software source code, documentation source, and configuration files.

"Object" form shall mean any form resulting from mechanical transformation or translation of a Source form, including but not limited to compiled object code, generated documentation, and conversions to other media types.

"Work" shall mean the work of authorship, whether in Source or Object form, made available under the License, as indicated by a copyright notice that is included in or attached to the work (an example is provided in the Appendix below).

"Derivative Works" shall mean any work, whether in Source or Object form, that is based on (or derived from) the Work and for which the editorial revisions, annotations, elaborations, or other modifications represent, as a whole, an original work of authorship. For the purposes of this License, Derivative Works shall not include works that remain separable from, or merely link (or bind by name) to the interfaces of, the Work and Derivative Works thereof.

"Contribution" shall mean any work of authorship, including the original version of the Work and any modifications or additions to that Work or Derivative Works thereof, that is intentionally submitted to Licensor for inclusion in the Work by the copyright owner or by an individual or Legal Entity authorized to submit on behalf of the copyright owner. For the purposes of this definition, "submitted" means any form of electronic, verbal, or written communication sent to the Licensor or its representatives, including but not limited to communication on electronic mailing lists, source code control systems, and issue tracking systems that are managed by, or on behalf of, the Licensor for the purpose of discussing and improving the Work, but excluding communication that is conspicuously marked or otherwise designated in writing by the copyright owner as "Not a Contribution."

"Contributor" shall mean Licensor and any individual or Legal Entity on behalf of whom a Contribution has been received by Licensor and subsequently incorporated within the Work.

2. Grant of Copyright License. Subject to the terms and conditions of this License, each Contributor hereby grants to You a perpetual, worldwide, non-exclusive, no-charge, royalty-free, irrevocable copyright license to reproduce, prepare Derivative Works of, publicly display, publicly perform, sublicense, and distribute the Work and such Derivative Works in Source or Object form.

3. Grant of Patent License. Subject to the terms and conditions of this License, each Contributor hereby grants to You a perpetual, worldwide, non-exclusive, no-charge, royalty-free, irrevocable (except as stated in this section) patent license to make, have made, use, offer to sell, sell, import, and otherwise transfer the Work, where such license applies only to those patent claims licensable by such Contributor that are necessarily infringed by their Contribution(s) alone or by combination of their Contribution(s) with the Work to which such Contribution(s) was submitted. If You institute patent litigation against any entity (including a cross-claim or counterclaim in a lawsuit) alleging that the Work or a Contribution incorporated within the Work constitutes direct or contributory patent infringement, then any patent licenses granted to You under this License for that Work shall terminate as of the date such litigation is filed.

4. Redistribution. You may reproduce and distribute copies of the Work or Derivative Works thereof in any medium, with or without modifications, and in Source or Object form, provided that You meet the following conditions:

You must give any other recipients of the Work or Derivative Works a copy of this License; and

You must cause any modified files to carry prominent notices stating that You changed the files; and

You must retain, in the Source form of any Derivative Works that You distribute, all copyright, patent, trademark, and attribution notices from the Source form of the Work, excluding those notices that do not pertain to any part of the Derivative Works; and

If the Work includes a "NOTICE" text file as part of its distribution, then any Derivative Works that You distribute must include a readable copy of the attribution notices contained within such NOTICE file, excluding those notices that do not pertain to any part of the Derivative Works, in at least one of the following places: within a NOTICE text file distributed as part of the Derivative Works; within the Source form or documentation, if provided along with the Derivative Works; or, within a display generated by the Derivative Works, if and wherever such third-party notices normally appear. The contents of the NOTICE file are for informational purposes only and do not modify the License. You may add Your own attribution notices within Derivative Works that You distribute, alongside or as an addendum to the NOTICE text from the Work, provided that such additional attribution notices cannot be construed as modifying the License.

You may add Your own copyright statement to Your modifications and may provide additional or different license terms and conditions for use, reproduction, or distribution of Your modifications, or for any such Derivative Works as a whole, provided Your use, reproduction, and distribution of the Work otherwise complies with the conditions stated in this License.

5. Submission of Contributions. Unless You explicitly state otherwise, any Contribution intentionally submitted for inclusion in the Work by You to the Licensor shall be under the terms and conditions of this License, without any additional terms or conditions. Notwithstanding the above, nothing herein shall supersede or modify the terms of any separate license agreement you may have executed with Licensor regarding such Contributions.

6. Trademarks. This License does not grant permission to use the trade names, trademarks, service marks, or product names of the Licensor, except as required for reasonable and customary use in describing the origin of the Work and reproducing the content of the NOTICE file.

7. Disclaimer of Warranty. Unless required by applicable law or agreed to in writing, Licensor provides the Work (and each Contributor provides its Contributions) on an "AS IS" BASIS, WITHOUT WARRANTIES OR CONDITIONS OF ANY KIND, either express or implied, including, without limitation, any warranties or conditions of TITLE, NON-INFRINGEMENT, MERCHANTABILITY, or FITNESS FOR A PARTICULAR PURPOSE. You are solely responsible for determining the appropriateness of using or redistributing the Work and assume any risks associated with Your exercise of permissions under this License.

8. Limitation of Liability. In no event and under no legal theory, whether in tort (including negligence), contract, or otherwise, unless required by applicable law (such as deliberate and grossly negligent acts) or agreed to in writing, shall any Contributor be liable to You for damages, including any direct, indirect, special, incidental, or consequential damages of any character arising as a result of this License or out of the use or inability to use the Work (including but not limited to damages for loss of goodwill, work stoppage, computer failure or malfunction, or any and all other commercial damages or losses), even if such Contributor has been advised of the possibility of such damages.

9. Accepting Warranty or Additional Liability. While redistributing the Work or Derivative Works thereof, You may choose to offer, and charge a fee for, acceptance of support, warranty, indemnity, or other liability obligations and/or rights consistent with this License. However, in accepting such obligations, You may act only on Your own behalf and on Your sole responsibility, not on behalf of any other Contributor, and only if You agree to indemnify, defend, and hold each Contributor harmless for any liability incurred by, or claims asserted against, such Contributor by reason of your accepting any such warranty or additional liability.

END OF TERMS AND CONDITIONS

Click License

Portions of this software are subject to the license below. The relevant source files are clearly marked; they refer to this file using the phrase "the Click LICENSE file". This license is an MIT license, plus a clause (taken from the W3C license) requiring prior written permission to use our names in publicity. The AUTHORS file lists the people who have contributed to this software.

(c) 1999-2007 Massachusetts Institute of Technology

(c) 2000-2007 Mazu Networks, Inc.

(c) 2001-2007 International Computer Science Institute

(c) 2004-2007 Regents of the University of California

Permission is hereby granted, free of charge, to any person obtaining a copy of this software and associated documentation files (the "Software"), to deal in the Software without restriction, including without limitation the rights to use, copy, modify, merge, publish, distribute, sublicense, and/or sell copies of the Software, and to permit persons to whom the Software is furnished to do so, subject to the following conditions:

The above copyright notice and this permission notice shall be included in all copies or substantial portions of the Software.

The name and trademarks of copyright holders may NOT be used in advertising or publicity pertaining to the Software without specific, written prior permission. Title to copyright in this Software and any associated documentation will at all times remain with copyright holders.

THE SOFTWARE IS PROVIDED "AS IS", WITHOUT WARRANTY OF ANY KIND, EXPRESS OR IMPLIED, INCLUDING BUT NOT LIMITED TO THE WARRANTIES OF MERCHANTABILITY, FITNESS FOR A PARTICULAR PURPOSE AND NONINFRINGEMENT. IN NO EVENT SHALL THE AUTHORS OR COPYRIGHT HOLDERS BE LIABLE FOR ANY CLAIM, DAMAGES OR OTHER LIABILITY, WHETHER IN AN ACTION OF CONTRACT, TORT OR OTHERWISE, ARISING FROM, OUT OF OR IN CONNECTION WITH THE SOFTWARE OR THE USE OR OTHER DEALINGS IN THE SOFTWARE.

GNU GENERAL PUBLIC LICENSE

Version 2, June 1991. Copyright (C) 1989, 1991 Free Software Foundation, Inc. 51 Franklin St, Fifth Floor, Boston, MA 02110-1301 USA

Everyone is permitted to copy and distribute verbatim copies of this license document, but changing it is not allowed.

Preamble

The licenses for most software are designed to take away your freedom to share and change it. By contrast, the GNU General Public License is intended to guarantee your freedom to share and change free software—to make sure the software is free for all its users. This General Public License applies to most of the Free Software Foundation's software and to any other program whose authors commit to using it. (Some other Free Software Foundation software is covered by the GNU Library General Public License instead.) You can apply it to your programs, too.

When we speak of free software, we are referring to freedom, not price. Our General Public Licenses are designed to

make sure that you have the freedom to distribute copies of free software (and charge for this service if you wish), that you receive source code or can get it if you want it, that you can change the software or use pieces of it in new free programs; and that you know you can do these things.

To protect your rights, we need to make restrictions that forbid anyone to deny you these rights or to ask you to surrender the rights. These restrictions translate to certain responsibilities for you if you distribute copies of the software, or if you modify it.

For example, if you distribute copies of such a program, whether gratis or for a fee, you must give the recipients all the rights that you have. You must make sure that they, too, receive or can get the source code. And you must show them these terms so they know their rights.

We protect your rights with two steps: (1) copyright the software, and (2) offer you this license which gives you legal permission to copy, distribute and/or modify the software.

Also, for each author's protection and ours, we want to make certain that everyone understands that there is no warranty for this free software. If the software is modified by someone else and passed on, we want its recipients to know that what they have is not the original, so that any problems introduced by others will not reflect on the original authors' reputations.

Finally, any free program is threatened constantly by software patents. We wish to avoid the danger that redistributors of a free program will individually obtain patent licenses, in effect making the program proprietary. To prevent this, we have made it clear that any patent must be licensed for everyone's free use or not licensed at all.

The precise terms and conditions for copying, distribution and modification follow.

GNU GENERAL PUBLIC LICENSE

TERMS AND CONDITIONS FOR COPYING, DISTRIBUTION AND MODIFICATION

0. This License applies to any program or other work which contains a notice placed by the copyright holder saying it may be distributed under the terms of this General Public License. The "Program", below, refers to any such program or work, and a "work based on the Program" means either the Program or any derivative work under copyright law: that is to say, a work containing the Program or a portion of it, either verbatim or with modifications and/or translated into another language. (Hereinafter, translation is included without limitation in the term "modification".) Each licensee is addressed as "you".

Activities other than copying, distribution and modification are not covered by this License; they are outside its scope. The act of running the Program is not restricted, and the output from the Program is covered only if its contents constitute a work based on the Program (independent of having been made by running the Program). Whether that is true depends on what the Program does.

1. You may copy and distribute verbatim copies of the Program's source code as you receive it, in any medium, provided that you conspicuously and appropriately publish on each copy an appropriate copyright notice and disclaimer of warranty; keep intact all the notices that refer to this License and to the absence of any warranty; and give any other recipients of the Program a copy of this License along with the Program.

You may charge a fee for the physical act of transferring a copy, and you may at your option offer warranty protection in exchange for a fee.

2. You may modify your copy or copies of the Program or any portion of it, thus forming a work based on the Program, and copy and distribute such modifications or work under the terms of Section 1 above, provided that you also meet all of these conditions:

a) You must cause the modified files to carry prominent notices stating that you changed the files and the date of any change.

b) You must cause any work that you distribute or publish, that in whole or in part contains or is derived from the Program or any part thereof, to be licensed as a whole at no charge to all third parties under the terms of this

License.

c) If the modified program normally reads commands interactively when run, you must cause it, when started running for such interactive use in the most ordinary way, to print or display an announcement including an appropriate copyright notice and a notice that there is no warranty (or else, saying that you provide a warranty) and that users may redistribute the program under these conditions, and telling the user how to view a copy of this License. (Exception: if the Program itself is interactive but does not normally print such an announcement, your work based on the Program is not required to print an announcement.)

These requirements apply to the modified work as a whole. If identifiable sections of that work are not derived from the Program, and can be reasonably considered independent and separate works in themselves, then this License, and its terms, do not apply to those sections when you distribute them as separate works. But when you distribute the same sections as part of a whole which is a work based on the Program, the distribution of the whole must be on the terms of this License, whose permissions for other licensees extend to the entire whole, and thus to each and every part regardless of who wrote it.

Thus, it is not the intent of this section to claim rights or contest your rights to work written entirely by you; rather, the intent is to exercise the right to control the distribution of derivative or collective works based on the Program.

In addition, mere aggregation of another work not based on the Program with the Program (or with a work based on the Program) on a volume of a storage or distribution medium does not bring the other work under the scope of this License.

3. You may copy and distribute the Program (or a work based on it, under Section 2) in object code or executable form under the terms of Sections 1 and 2 above provided that you also do one of the following:

a) Accompany it with the complete corresponding machine-readable source code, which must be distributed under the terms of Sections 1 and 2 above on a medium customarily used for software interchange; or,

b) Accompany it with a written offer, valid for at least three years, to give any third party, for a charge no more than your cost of physically performing source distribution, a complete machine-readable copy of the corresponding source code, to be distributed under the terms of Sections 1 and 2 above on a medium customarily used for software interchange; or,

c) Accompany it with the information you received as to the offer to distribute corresponding source code. (This alternative is allowed only for noncommercial distribution and only if you received the program in object code or executable form with such an offer, in accord with Subsection b above.)

The source code for a work means the preferred form of the work for making modifications to it. For an executable work, complete source code means all the source code for all modules it contains, plus any associated interface definition files, plus the scripts used to control compilation and installation of the executable. However, as a special exception, the source code distributed need not include anything that is normally distributed (in either source or binary form) with the major components (compiler, kernel, and so on) of the operating system on which the executable runs, unless that component itself accompanies the executable.

If distribution of executable or object code is made by offering access to copy from a designated place, then offering equivalent access to copy the source code from the same place counts as distribution of the source code, even though third parties are not compelled to copy the source along with the object code.

4. You may not copy, modify, sublicense, or distribute the Program except as expressly provided under this License. Any attempt otherwise to copy, modify, sublicense or distribute the Program is void, and will automatically terminate your rights under this License. However, parties who have received copies, or rights, from you under this License will not have their licenses terminated so long as such parties remain in full compliance.

5. You are not required to accept this License, since you have not signed it. However, nothing else grants you permission to modify or distribute the Program or its derivative works. These actions are prohibited by law if you do not accept this License. Therefore, by modifying or distributing the Program (or any work based on the Program), you indicate your acceptance of this License to do so, and all its terms and conditions for copying, distributing or modifying the Program or works based on it.

6. Each time you redistribute the Program (or any work based on the Program), the recipient automatically receives a license from the original licensor to copy, distribute or modify the Program subject to these terms and conditions. You may not impose any further restrictions on the recipients' exercise of the rights granted herein. You are not responsible for enforcing compliance by third parties to this License.

7. If, as a consequence of a court judgment or allegation of patent infringement or for any other reason (not limited to patent issues), conditions are imposed on you (whether by court order, agreement or otherwise) that contradict the conditions of this License, they do not excuse you from the conditions of this License. If you cannot distribute so as to satisfy simultaneously your obligations under this License and any other pertinent obligations, then as a consequence you may not distribute the Program at all. For example, if a patent license would not permit royalty-free redistribution of the Program by all those who receive copies directly or indirectly through you, then the only way you could satisfy both it and this License would be to refrain entirely from distribution of the Program.

If any portion of this section is held invalid or unenforceable under any particular circumstance, the balance of the section is intended to apply and the section as a whole is intended to apply in other circumstances.

It is not the purpose of this section to induce you to infringe any patents or other property right claims or to contest validity of any such claims; this section has the sole purpose of protecting the integrity of the free software distribution system, which is implemented by public license practices. Many people have made generous contributions to the wide range of software distributed through that system in reliance on consistent application of that system; it is up to the author/donor to decide if he or she is willing to distribute software through any other system and a licensee cannot impose that choice.

This section is intended to make thoroughly clear what is believed to be a consequence of the rest of this License.

8. If the distribution and/or use of the Program is restricted in certain countries either by patents or by copyrighted interfaces, the original copyright holder who places the Program under this License may add an explicit geographical distribution limitation excluding those countries, so that distribution is permitted only in or among countries not thus excluded. In such case, this License incorporates the limitation as if written in the body of this License.

9. The Free Software Foundation may publish revised and/or new versions of the General Public License from time to time. Such new versions will be similar in spirit to the present version, but may differ in detail to address new problems or concerns.

Each version is given a distinguishing version number. If the Program specifies a version number of this License which applies to it and "any later version", you have the option of following the terms and conditions either of that version or of any later version published by the Free Software Foundation. If the Program does not specify a version number of this License, you may choose any version ever published by the Free Software Foundation.

10. If you wish to incorporate parts of the Program into other free programs whose distribution conditions are different, write to the author to ask for permission. For software which is copyrighted by the Free Software Foundation, write to the Free Software Foundation; we sometimes make exceptions for this. Our decision will be guided by the two goals of preserving the free status of all derivatives of our free software and of promoting the sharing and reuse of software generally.

NO WARRANTY

11. BECAUSE THE PROGRAM IS LICENSED FREE OF CHARGE, THERE IS NO WARRANTY FOR THE PROGRAM, TO THE EXTENT PERMITTED BY APPLICABLE LAW. EXCEPT WHEN OTHERWISE STATED IN WRITING THE COPYRIGHT HOLDERS AND/OR OTHER PARTIES PROVIDE THE PROGRAM "AS IS" WITHOUT WARRANTY OF ANY KIND, EITHER EXPRESSED OR IMPLIED, INCLUDING, BUT NOT LIMITED TO, THE IMPLIED WARRANTIES OF MERCHANTABILITY AND FITNESS FOR A PARTICULAR PURPOSE. THE ENTIRE RISK AS TO THE QUALITY AND PERFORMANCE OF THE PROGRAM IS WITH YOU. SHOULD THE PROGRAM PROVE DEFECTIVE, YOU ASSUME THE COST OF ALL NECESSARY SERVICING, REPAIR OR CORRECTION.

12. IN NO EVENT UNLESS REQUIRED BY APPLICABLE LAW OR AGREED TO IN WRITING WILL ANY COPYRIGHT HOLDER, OR ANY OTHER PARTY WHO MAY MODIFY AND/OR REDISTRIBUTE THE PROGRAM AS PERMITTED ABOVE, BE LIABLE TO YOU FOR DAMAGES, INCLUDING ANY GENERAL, SPECIAL, INCIDENTAL OR CONSEQUENTIAL DAMAGES ARISING OUT OF THE USE OR INABILITY TO USE THE PROGRAM (INCLUDING BUT

NOT LIMITED TO LOSS OF DATA OR DATA BEING RENDERED INACCURATE OR LOSSES SUSTAINED BY YOU OR THIRD PARTIES OR A FAILURE OF THE PROGRAM TO OPERATE WITH ANY OTHER PROGRAMS), EVEN IF SUCH HOLDER OR OTHER PARTY HAS BEEN ADVISED OF THE POSSIBILITY OF SUCH DAMAGES.

GNU Software

Linktropy Software incorporates open source program files distributed under the GNU General Public License (GPL), version 2, a copy of which is included below. For a period of three years, upon request, Apposite will send you a machine-readable copy of the source code of these program files.

Jonpy

Copyright (c) 2002 Jon Ribbens

Permission is hereby granted, free of charge, to any person obtaining a copy of this software and associated documentation files (the "Software"), to deal in the Software without restriction, including without limitation the rights to use, copy, modify, merge, publish, distribute, sublicense, and/or sell copies of the Software, and to permit persons to whom the Software is furnished to do so, subject to the following conditions:

The above copyright notice and this permission notice shall be included in all copies or substantial portions of the Software.

THE SOFTWARE IS PROVIDED "AS IS", WITHOUT WARRANTY OF ANY KIND, EXPRESS OR IMPLIED, INCLUDING BUT NOT LIMITED TO THE WARRANTIES OF MERCHANTABILITY, FITNESS FOR A PARTICULAR PURPOSE AND NONINFRINGEMENT. IN NO EVENT SHALL THE AUTHORS OR COPYRIGHT HOLDERS BE LIABLE FOR ANY CLAIM, DAMAGES OR OTHER LIABILITY, WHETHER IN AN ACTION OF CONTRACT, TORT OR OTHERWISE, ARISING FROM, OUT OF OR IN CONNECTION WITH THE SOFTWARE OR THE USE OR OTHER DEALINGS IN THE SOFTWARE.

Libedit

Copyright (c) 1992, 1993 The Regents of the University of California. All rights reserved.

This code is derived from software contributed to Berkeley by Christos Zoulas of Cornell University.

Redistribution and use in source and binary forms, with or without modification, are permitted provided that the following conditions are met:

1. Redistributions of source code must retain the above copyright notice, this list of conditions and the following disclaimer.
2. Redistributions in binary form must reproduce the above copyright notice, this list of conditions and the following disclaimer in the documentation and/or other materials provided with the distribution.
3. Neither the name of the University nor the names of its contributors may be used to endorse or promote products derived from this software without specific prior written permission.

THIS SOFTWARE IS PROVIDED BY THE REGENTS AND CONTRIBUTORS "AS IS" AND ANY EXPRESS OR IMPLIED WARRANTIES, INCLUDING, BUT NOT LIMITED TO, THE IMPLIED WARRANTIES OF MERCHANTABILITY AND FITNESS FOR A PARTICULAR PURPOSE ARE DISCLAIMED. IN NO EVENT SHALL THE REGENTS OR CONTRIBUTORS BE LIABLE FOR ANY DIRECT, INDIRECT, INCIDENTAL, SPECIAL, EXEMPLARY, OR CONSEQUENTIAL DAMAGES (INCLUDING, BUT NOT LIMITED TO, PROCUREMENT OF SUBSTITUTE GOODS OR SERVICES; LOSS OF USE, DATA, OR PROFITS; OR BUSINESS INTERRUPTION) HOWEVER CAUSED AND ON ANY THEORY OF LIABILITY, WHETHER IN CONTRACT, STRICT LIABILITY, OR TORT (INCLUDING NEGLIGENCE OR OTHERWISE) ARISING IN ANY WAY OUT OF THE USE OF THIS SOFTWARE, EVEN IF ADVISED OF THE POSSIBILITY OF SUCH DAMAGE.

Libxml2

Except where otherwise noted in the source code (e.g. the files hash.c,list.c and the trio files, which are covered by a similar licence but with different Copyright notices) all the files are:

Copyright (C) 1998-2012 Daniel Veillard. All Rights Reserved.

Permission is hereby granted, free of charge, to any person obtaining a copy of this software and associated documentation files (the "Software"), to deal in the Software without restriction, including without limitation the rights to use, copy, modify, merge, publish, distribute, sublicense, and/or sell copies of the Software, and to permit persons to whom the Software is furnished to do so, subject to the following conditions:

The above copyright notice and this permission notice shall be included in all copies or substantial portions of the Software.

THE SOFTWARE IS PROVIDED "AS IS", WITHOUT WARRANTY OF ANY KIND, EXPRESS OR IMPLIED, INCLUDING BUT NOT LIMITED TO THE WARRANTIES OF MERCHANTABILITY, FITNESS FOR A PARTICULAR PURPOSE AND NONINFRINGEMENT. IN NO EVENT SHALL THE AUTHORS OR COPYRIGHT HOLDERS BE LIABLE FOR ANY CLAIM, DAMAGES OR OTHER LIABILITY, WHETHER IN AN ACTION OF CONTRACT, TORT OR OTHERWISE, ARISING FROM, OUT OF OR IN CONNECTION WITH THE SOFTWARE OR THE USE OR OTHER DEALINGS IN THE SOFTWARE.

Libxslt2

Licence for libxslt except libexslt

Copyright (C) 2001-2002 Daniel Veillard. All Rights Reserved.

Permission is hereby granted, free of charge, to any person obtaining a copy of this software and associated documentation files (the "Software"), to deal in the Software without restriction, including without limitation the rights to use, copy, modify, merge, publish, distribute, sublicense, and/or sell copies of the Software, and to permit persons to whom the Software is furnished to do so, subject to the following conditions:

The above copyright notice and this permission notice shall be included in all copies or substantial portions of the Software.

THE SOFTWARE IS PROVIDED "AS IS", WITHOUT WARRANTY OF ANY KIND, EXPRESS OR IMPLIED, INCLUDING BUT NOT LIMITED TO THE WARRANTIES OF MERCHANTABILITY, FITNESS FOR A PARTICULAR PURPOSE AND NONINFRINGEMENT. IN NO EVENT SHALL THE DANIEL VEILLARD BE LIABLE FOR ANY CLAIM, DAMAGES OR OTHER LIABILITY, WHETHER IN AN ACTION OF CONTRACT, TORT OR OTHERWISE, ARISING FROM, OUT OF OR IN CONNECTION WITH THE SOFTWARE OR THE USE OR OTHER DEALINGS IN THE SOFTWARE.

Except as contained in this notice, the name of Daniel Veillard shall not be used in advertising or otherwise to promote the sale, use or other dealings in this Software without prior written authorization from him.

LightTPD

Copyright (c) 2004, Jan Kneschke, incremental

All rights reserved.

Redistribution and use in source and binary forms, with or without modification, are permitted provided that the following conditions are met:

- Redistributions of source code must retain the above copyright notice, this list of conditions and the following disclaimer.
- Redistributions in binary form must reproduce the above copyright notice, this list of conditions and the following disclaimer in the documentation and/or other materials provided with the distribution.

- Neither the name of the 'incremental' nor the names of its contributors may be used to endorse or promote products derived from this software without specific prior written permission.

THIS SOFTWARE IS PROVIDED BY THE COPYRIGHT HOLDERS AND CONTRIBUTORS "AS IS" AND ANY EXPRESS OR IMPLIED WARRANTIES, INCLUDING, BUT NOT LIMITED TO, THE IMPLIED WARRANTIES OF MERCHANTABILITY AND FITNESS FOR A PARTICULAR PURPOSE ARE DISCLAIMED. IN NO EVENT SHALL THE COPYRIGHT OWNER OR CONTRIBUTORS BE LIABLE FOR ANY DIRECT, INDIRECT, INCIDENTAL, SPECIAL, EXEMPLARY, OR CONSEQUENTIAL DAMAGES (INCLUDING, BUT NOT LIMITED TO, PROCUREMENT OF SUBSTITUTE GOODS OR SERVICES; LOSS OF USE, DATA, OR PROFITS; OR BUSINESS INTERRUPTION) HOWEVER CAUSED AND ON ANY THEORY OF LIABILITY, WHETHER IN CONTRACT, STRICT LIABILITY, OR TORT (INCLUDING NEGLIGENCE OR OTHERWISE) ARISING IN ANY WAY OUT OF THE USE OF THIS SOFTWARE, EVEN IF ADVISED OF THE POSSIBILITY OF SUCH DAMAGE.

LILO

Linux LOader (LILO) program code, documentation, and auxiliary programs:

Copyright 1992-1998 Werner Almesberger

Copyright 1999-2007 John Coffman

Copyright 2009-2013 Joachim Wiedorn

All rights reserved.

Redistribution and use in source and binary forms, with or without modification, are permitted provided that the following conditions are met:

* Redistributions of source code must retain the above copyright notice, this list of conditions and the following disclaimer.

* Redistributions in binary form must reproduce the above copyright notice, this list of conditions and the following disclaimer in the documentation and/or other materials provided with the distribution.

* Neither the names of the authors nor the names of other contributors may be used to endorse or promote products derived from this software without specific prior written permission.

THIS SOFTWARE IS PROVIDED BY THE COPYRIGHT HOLDERS AND CONTRIBUTORS "AS IS" AND ANY EXPRESS OR IMPLIED WARRANTIES, INCLUDING, BUT NOT LIMITED TO, THE IMPLIED WARRANTIES OF MERCHANTABILITY AND FITNESS FOR A PARTICULAR PURPOSE ARE DISCLAIMED. IN NO EVENT SHALL THE COPYRIGHT HOLDER OR CONTRIBUTORS BE LIABLE FOR ANY DIRECT, INDIRECT, INCIDENTAL, SPECIAL, EXEMPLARY, OR CONSEQUENTIAL DAMAGES (INCLUDING, BUT NOT LIMITED TO, PROCUREMENT OF SUBSTITUTE GOODS OR SERVICES; LOSS OF USE, DATA, OR PROFITS; OR BUSINESS INTERRUPTION) HOWEVER CAUSED AND ON ANY THEORY OF LIABILITY, WHETHER IN CONTRACT, STRICT LIABILITY, OR TORT (INCLUDING NEGLIGENCE OR OTHERWISE) ARISING IN ANY WAY OUT OF THE USE OF THIS SOFTWARE, EVEN IF ADVISED OF THE POSSIBILITY OF SUCH DAMAGE.

Ncurses

Copyright (c) 1998-2014, 2015 Free Software Foundation, Inc.

Permission is hereby granted, free of charge, to any person obtaining a copy of this software and associated documentation files (the "Software"), to deal in the Software without restriction, including without limitation the rights to use, copy, modify, merge, publish, distribute, distribute with modifications, sublicense, and/or sell copies of the Software, and to permit persons to whom the Software is furnished to do so, subject to the following conditions:

The above copyright notice and this permission notice shall be included in all copies or substantial portions of the Software.

THE SOFTWARE IS PROVIDED "AS IS", WITHOUT WARRANTY OF ANY KIND, EXPRESS OR IMPLIED, INCLUDING BUT NOT LIMITED TO THE WARRANTIES OF MERCHANTABILITY, FITNESS FOR A PARTICULAR PURPOSE AND NONINFRINGEMENT. IN NO EVENT SHALL THE ABOVE COPYRIGHT HOLDERS BE LIABLE FOR ANY CLAIM,

DAMAGES OR OTHER LIABILITY, WHETHER IN AN ACTION OF CONTRACT, TORT OR OTHERWISE, ARISING FROM, OUT OF OR IN CONNECTION WITH THE SOFTWARE OR THE USE OR OTHER DEALINGS IN THE SOFTWARE.

Except as contained in this notice, the name(s) of the above copyright holders shall not be used in advertising or otherwise to promote the sale, use or other dealings in this Software without prior written authorization.

OpenSSH License

(1) Copyright (c) 1995 Tatu Ylonen <ylo@cs.hut.fi>, Espoo, Finland. All rights reserved.

(2) Cryptographic attack detector for ssh: Copyright (c) 1998 CORE SDI S.A., Buenos Aires, Argentina. All rights reserved.

(3) Ssh-keyscan: Copyright 1995, 1996 by David Mazieres <dm@lcs.mit.edu>

(4) Rijndael implementation by Vincent Rijmen, Antoon Bosselaers and Paulo Barreto.

(5) One component of the ssh source code is under a 3-clause BSD license held by the University of California. Copyright (c) 1983, 1990, 1992, 1993, 1995 The Regents of the University of California. All rights reserved. Redistribution and use in source and binary forms, with or without modification, are permitted provided that the following conditions are met:

1. Redistributions of source code must retain the above copyright notice, this list of conditions and the following disclaimer.

2. Redistributions in binary form must reproduce the above copyright notice, this list of conditions and the following disclaimer in the documentation and/or other materials provided with the distribution.

3. Neither the name of the University nor the names of its contributors may be used to endorse or promote products derived from this software without specific prior written permission.

THIS SOFTWARE IS PROVIDED BY THE REGENTS AND CONTRIBUTORS "AS IS" AND ANY EXPRESS OR IMPLIED WARRANTIES, INCLUDING, BUT NOT LIMITED TO, THE IMPLIED WARRANTIES OF MERCHANTABILITY AND FITNESS FOR A PARTICULAR PURPOSE ARE DISCLAIMED. IN NO EVENT SHALL THE REGENTS OR CONTRIBUTORS BE LIABLE FOR ANY DIRECT, INDIRECT, INCIDENTAL, SPECIAL, EXEMPLARY, OR CONSEQUENTIAL DAMAGES (INCLUDING, BUT NOT LIMITED TO, PROCUREMENT OF SUBSTITUTE GOODS OR SERVICES; LOSS OF USE, DATA, OR PROFITS; OR BUSINESS INTERRUPTION) HOWEVER CAUSED AND ON ANY THEORY OF LIABILITY, WHETHER IN CONTRACT, STRICT LIABILITY, OR TORT (INCLUDING NEGLIGENCE OR OTHERWISE) ARISING IN ANY WAY OUT OF THE USE OF THIS SOFTWARE, EVEN IF ADVISED OF THE POSSIBILITY OF SUCH DAMAGE.

(6) Components of the software are provided under a standard 2-term BSD license with the following names as copyright holders: Markus Friedl, Theo de Raadt, Niels Provos, Dug Song, Aaron Campbell, Damien Miller, Kevin Steves, Daniel Kouril, Wesley Griffin, Per Allansson, Nils Nordman, Simon Wilkinson.

(7) Portable OpenSSH additionally includes code from the following copyright holders, also under the 2-term BSD license: Ben Lindstrom, Tim Rice, Andre Lucas, Chris Adams, Corinna Vinschen, Cray Inc., Denis Parker, Gert Doering, Jakob Schlyter, Jason Downs, Juha Yrjölä, Michael Stone, Networks Associates Technology, Inc., Solar Designer, Todd C. Miller, Wayne Schroeder, William Jones, Darren Tucker, Sun Microsystems, The SCO Group, Daniel Walsh. Redistribution and use in source and binary forms, with or without modification, are permitted provided that the following conditions are met:

1. Redistributions of source code must retain the above copyright notice, this list of conditions and the following disclaimer.

2. Redistributions in binary form must reproduce the above copyright notice, this list of conditions and the following disclaimer in the documentation and/or other materials provided with the distribution.

THIS SOFTWARE IS PROVIDED BY THE AUTHOR "AS IS" AND ANY EXPRESS OR IMPLIED WARRANTIES, INCLUDING, BUT NOT LIMITED TO, THE IMPLIED WARRANTIES OF MERCHANTABILITY AND FITNESS FOR A PARTICULAR PURPOSE ARE DISCLAIMED. IN NO EVENT SHALL THE AUTHOR BE LIABLE FOR ANY DIRECT, INDIRECT, INCIDENTAL, SPECIAL, EXEMPLARY, OR CONSEQUENTIAL DAMAGES (INCLUDING, BUT NOT LIMITED

TO, PROCUREMENT OF SUBSTITUTE GOODS OR SERVICES; LOSS OF USE, DATA, OR PROFITS; OR BUSINESS INTERRUPTION) HOWEVER CAUSED AND ON ANY THEORY OF LIABILITY, WHETHER IN CONTRACT, STRICT LIABILITY, OR TORT (INCLUDING NEGLIGENCE OR OTHERWISE) ARISING IN ANY WAY OUT OF THE USE OF THIS SOFTWARE, EVEN IF ADVISED OF THE POSSIBILITY OF SUCH DAMAGE.

8) Portable OpenSSH contains the following additional licenses:

- a) md5crypt.c, md5crypt.h: Poul-Henning Kamp
- b) snprintf replacement: Copyright Patrick Powell 1995
- c) Compatibility code (openbsd-compat)

Apart from the previously mentioned licenses, various pieces of code in the openbsd-compat/ subdirectory are licensed as follows: Some code is licensed under a 3-term BSD license, to the following copyright holders: Todd C. Miller, Theo de Raadt, Damien Miller, Eric P. Allman, The Regents of the University of California, Constantin S. Svintsoff. Redistribution and use in source and binary forms, with or without modification, are permitted provided that the following conditions are met:

1. Redistributions of source code must retain the above copyright notice, this list of conditions and the following disclaimer.
2. Redistributions in binary form must reproduce the above copyright notice, this list of conditions and the following disclaimer in the documentation and/or other materials provided with the distribution.
3. Neither the name of the University nor the names of its contributors may be used to endorse or promote products derived from this software without specific prior written permission.

THIS SOFTWARE IS PROVIDED BY THE REGENTS AND CONTRIBUTORS "AS IS" AND ANY EXPRESS OR IMPLIED WARRANTIES, INCLUDING, BUT NOT LIMITED TO, THE IMPLIED WARRANTIES OF MERCHANTABILITY AND FITNESS FOR A PARTICULAR PURPOSE ARE DISCLAIMED. IN NO EVENT SHALL THE REGENTS OR CONTRIBUTORS BE LIABLE FOR ANY DIRECT, INDIRECT, INCIDENTAL, SPECIAL, EXEMPLARY, OR CONSEQUENTIAL DAMAGES (INCLUDING, BUT NOT LIMITED TO, PROCUREMENT OF SUBSTITUTE GOODS OR SERVICES; LOSS OF USE, DATA, OR PROFITS; OR BUSINESS INTERRUPTION) HOWEVER CAUSED AND ON ANY THEORY OF LIABILITY, WHETHER IN CONTRACT, STRICT LIABILITY, OR TORT (INCLUDING NEGLIGENCE OR OTHERWISE) ARISING IN ANY WAY OUT OF THE USE OF THIS SOFTWARE, EVEN IF ADVISED OF THE POSSIBILITY OF SUCH DAMAGE.

Some code is licensed under an ISC-style license, to the following copyright holders: Internet Software Consortium, Todd C. Miller, Reyk Floeter, Chad Mynhier. Permission to use, copy, modify, and distribute this software for any purpose with or without fee is hereby granted, provided that the above copyright notice and this permission notice appear in all copies.

Some code is licensed under a MIT-style license to the following copyright holders: Free Software Foundation, Inc. Permission is hereby granted, free of charge, to any person obtaining a copy of this software and associated documentation files (the "Software"), to deal in the Software without restriction, including without limitation the rights to use, copy, modify, merge, publish, distribute, distribute with modifications, sublicense, and/or sell copies of the Software, and to permit persons to whom the Software is furnished to do so, subject to the following conditions:

The above copyright notice and this permission notice shall be included in all copies or substantial portions of the Software.

THE SOFTWARE IS PROVIDED "AS IS", WITHOUT WARRANTY OF ANY KIND, EXPRESS OR IMPLIED, INCLUDING BUT NOT LIMITED TO THE WARRANTIES OF MERCHANTABILITY, FITNESS FOR A PARTICULAR PURPOSE AND NONINFRINGEMENT. IN NO EVENT SHALL THE ABOVE COPYRIGHT HOLDERS BE LIABLE FOR ANY CLAIM, DAMAGES OR OTHER LIABILITY, WHETHER IN AN ACTION OF CONTRACT, TORT OR OTHERWISE, ARISING FROM, OUT OF OR IN CONNECTION WITH THE SOFTWARE OR THE USE OR OTHER DEALINGS IN THE SOFTWARE.

Except as contained in this notice, the name(s) of the above copyright holders shall not be used in advertising or otherwise to promote the sale, use or other dealings in this Software without prior written authorization.

OpenSSL License

Copyright (c) 1998-2008 The OpenSSL Project. All rights reserved.

Redistribution and use in source and binary forms, with or without modification, are permitted provided that the following conditions are met:

1. Redistributions of source code must retain the above copyright notice, this list of conditions and the following disclaimer.
2. Redistributions in binary form must reproduce the above copyright notice, this list of conditions and the following disclaimer in the documentation and/or other materials provided with the distribution.
3. All advertising materials mentioning features or use of this software must display the following acknowledgment:
"This product includes software developed by the OpenSSL Project for use in the OpenSSL Toolkit. (<http://www.openssl.org/>)"
4. The names "OpenSSL Toolkit" and "OpenSSL Project" must not be used to endorse or promote products derived from this software without prior written permission. For written permission, please contact openssl-core@openssl.org.
5. Products derived from this software may not be called "OpenSSL" nor may "OpenSSL" appear in their names without prior written permission of the OpenSSL Project.
6. Redistributions of any form whatsoever must retain the following acknowledgment: "This product includes software developed by the OpenSSL Project for use in the OpenSSL Toolkit (<http://www.openssl.org/>)"

THIS SOFTWARE IS PROVIDED BY THE OpenSSL PROJECT "AS IS" AND ANY EXPRESSED OR IMPLIED WARRANTIES, INCLUDING, BUT NOT LIMITED TO, THE IMPLIED WARRANTIES OF MERCHANTABILITY AND FITNESS FOR A PARTICULAR PURPOSE ARE DISCLAIMED. IN NO EVENT SHALL THE OpenSSL PROJECT OR ITS CONTRIBUTORS BE LIABLE FOR ANY DIRECT, INDIRECT, INCIDENTAL, SPECIAL, EXEMPLARY, OR CONSEQUENTIAL DAMAGES (INCLUDING, BUT NOT LIMITED TO, PROCUREMENT OF SUBSTITUTE GOODS OR SERVICES; LOSS OF USE, DATA, OR PROFITS; OR BUSINESS INTERRUPTION) HOWEVER CAUSED AND ON ANY THEORY OF LIABILITY, WHETHER IN CONTRACT, STRICT LIABILITY, OR TORT (INCLUDING NEGLIGENCE OR OTHERWISE) ARISING IN ANY WAY OUT OF THE USE OF THIS SOFTWARE, EVEN IF ADVISED OF THE POSSIBILITY OF SUCH DAMAGE.

This product includes cryptographic software written by Eric Young (eay@cryptsoft.com). This product includes software written by Tim Hudson (tjh@cryptsoft.com).

Original SSLeay License

Copyright (C) 1995-1998 Eric Young (eay@cryptsoft.com) All rights reserved.

This package is an SSL implementation written by Eric Young (eay@cryptsoft.com). The implementation was written so as to conform with Netscapes SSL.

This library is free for commercial and non-commercial use as long as the following conditions are adhered to. The following conditions apply to all code found in this distribution, be it the RC4, RSA, lhash, DES, etc., code; not just the SSL code. The SSL documentation included with this distribution is covered by the same copyright terms except that the holder is Tim Hudson (tjh@cryptsoft.com).

Copyright remains Eric Young's, and as such any Copyright notices in the code are not to be removed. If this package is used in a product, Eric Young should be given attribution as the author of the parts of the library used. This can be in the form of a textual message at program startup or in documentation (online or textual) provided with the package.

Redistribution and use in source and binary forms, with or without modification, are permitted provided that the following conditions are met:

1. Redistributions of source code must retain the copyright notice, this list of conditions and the following disclaimer.
2. Redistributions in binary form must reproduce the above copyright notice, this list of conditions and the following disclaimer in the documentation and/or other materials provided with the distribution.
3. All advertising materials mentioning features or use of this software must display the following acknowledgement: "This product includes cryptographic software written by Eric Young (eay@cryptsoft.com)".
4. If you include any Windows specific code (or a derivative thereof) from the apps directory (application code) you must include an acknowledgement: "This product includes software written by Tim Hudson (tjh@cryptsoft.com)"

THIS SOFTWARE IS PROVIDED BY ERIC YOUNG ``AS IS'' AND ANY EXPRESS OR IMPLIED WARRANTIES, INCLUDING, BUT NOT LIMITED TO, THE IMPLIED WARRANTIES OF MERCHANTABILITY AND FITNESS FOR A PARTICULAR PURPOSE ARE DISCLAIMED. IN NO EVENT SHALL THE AUTHOR OR CONTRIBUTORS BE LIABLE FOR ANY DIRECT, INDIRECT, INCIDENTAL, SPECIAL, EXEMPLARY, OR CONSEQUENTIAL DAMAGES (INCLUDING, BUT NOT LIMITED TO, PROCUREMENT OF SUBSTITUTE GOODS OR SERVICES; LOSS OF USE, DATA, OR PROFITS; OR BUSINESS INTERRUPTION) HOWEVER CAUSED AND ON ANY THEORY OF LIABILITY, WHETHER IN CONTRACT, STRICT LIABILITY, OR TORT (INCLUDING NEGLIGENCE OR OTHERWISE) ARISING IN ANY WAY OUT OF THE USE OF THIS SOFTWARE, EVEN IF ADVISED OF THE POSSIBILITY OF SUCH DAMAGE.

The license and distribution terms for any publically available version or derivative of this code cannot be changed. i.e. this code cannot simply be copied and put under another distribution license[including the GNU Public License.]

PHP License

This product includes PHP, freely available from <http://www.php.net/>.

The PHP License, version 3.0. Copyright (c) 1999 - 2005 The PHP Group. All rights reserved.

Redistribution and use in source and binary forms, with or without modification, is permitted provided that the following conditions are met:

1. Redistributions of source code must retain the above copyright notice, this list of conditions and the following disclaimer.
2. Redistributions in binary form must reproduce the above copyright notice, this list of conditions and the following disclaimer in the documentation and/or other materials provided with the distribution.
3. The name "PHP" must not be used to endorse or promote products derived from this software without prior written permission. For written permission, please contact group@php.net.
4. Products derived from this software may not be called "PHP", nor may "PHP" appear in their name, without prior written permission from group@php.net. You may indicate that your software works in conjunction with PHP by saying "Foo for PHP" instead of calling it "PHP Foo" or "phpfoo"
5. The PHP Group may publish revised and/or new versions of the license from time to time. Each version will be given a distinguishing version number.

Once covered code has been published under a particular version of the license, you may always continue to use it under the terms of that version. You may also choose to use such covered code under the terms of any subsequent version of the license published by the PHP Group. No one other than the PHP Group has the right to modify the terms applicable to covered code created under this License.

6. Redistributions of any form whatsoever must retain the following acknowledgment:

"This product includes PHP, freely available from <<http://www.php.net/>>".

THIS SOFTWARE IS PROVIDED BY THE PHP DEVELOPMENT TEAM "AS IS" AND ANY EXPRESSED OR IMPLIED WARRANTIES, INCLUDING, BUT NOT LIMITED TO, THE IMPLIED WARRANTIES OF MERCHANTABILITY AND FITNESS FOR A PARTICULAR PURPOSE ARE DISCLAIMED. IN NO EVENT SHALL THE PHP DEVELOPMENT TEAM OR ITS CONTRIBUTORS BE LIABLE FOR ANY DIRECT, INDIRECT, INCIDENTAL, SPECIAL, EXEMPLARY, OR CONSEQUENTIAL DAMAGES (INCLUDING, BUT NOT LIMITED TO, PROCUREMENT OF SUBSTITUTE GOODS OR SERVICES; LOSS OF USE, DATA, OR PROFITS; OR BUSINESS INTERRUPTION) HOWEVER CAUSED AND ON ANY THEORY OF LIABILITY, WHETHER IN CONTRACT, STRICT LIABILITY, OR TORT (INCLUDING NEGLIGENCE OR OTHERWISE) ARISING IN ANY WAY OUT OF THE USE OF THIS SOFTWARE, EVEN IF ADVISED OF THE POSSIBILITY OF SUCH DAMAGE.

This software consists of voluntary contributions made by many individuals on behalf of the PHP Group.

The PHP Group can be contacted via Email at group@php.net.

For more information on the PHP Group and the PHP project, please see [<http://www.php.net>](http://www.php.net).

This product includes the Zend Engine, freely available at [<http://www.zend.com>](http://www.zend.com).

Pyparsing

Copyright (c) 2003-2013 Paul T. McGuire

Permission is hereby granted, free of charge, to any person obtaining a copy of this software and associated documentation files (the "Software"), to deal in the Software without restriction, including without limitation the rights to use, copy, modify, merge, publish, distribute, sublicense, and/or sell copies of the Software, and to permit persons to whom the Software is furnished to do so, subject to the following conditions:

The above copyright notice and this permission notice shall be included in all copies or substantial portions of the Software.

THE SOFTWARE IS PROVIDED "AS IS", WITHOUT WARRANTY OF ANY KIND, EXPRESS OR IMPLIED, INCLUDING BUT NOT LIMITED TO THE WARRANTIES OF MERCHANTABILITY, FITNESS FOR A PARTICULAR PURPOSE AND NONINFRINGEMENT. IN NO EVENT SHALL THE AUTHORS OR COPYRIGHT HOLDERS BE LIABLE FOR ANY CLAIM, DAMAGES OR OTHER LIABILITY, WHETHER IN AN ACTION OF CONTRACT, TORT OR OTHERWISE, ARISING FROM, OUT OF OR IN CONNECTION WITH THE SOFTWARE OR THE USE OR OTHER DEALINGS IN THE SOFTWARE.

Yahoo! User Interface Library

Copyright (c) 2006, Yahoo! Inc.

All rights reserved.

Redistribution and use of this software in source and binary forms, with or without modification, are permitted provided that the following conditions are met:

* Redistributions of source code must retain the above copyright notice, this list of conditions and the following disclaimer.

* Redistributions in binary form must reproduce the above copyright notice, this list of conditions and the following disclaimer in the documentation and/or other materials provided with the distribution.

* Neither the name of Yahoo! Inc. nor the names of its contributors may be used to endorse or promote products derived from this software without specific prior written permission of Yahoo! Inc.

THIS SOFTWARE IS PROVIDED BY THE COPYRIGHT HOLDERS AND CONTRIBUTORS "AS IS" AND ANY EXPRESS OR IMPLIED WARRANTIES, INCLUDING, BUT NOT LIMITED TO, THE IMPLIED WARRANTIES OF MERCHANTABILITY AND FITNESS FOR A PARTICULAR PURPOSE ARE DISCLAIMED. IN NO EVENT SHALL THE COPYRIGHT OWNER OR CONTRIBUTORS BE LIABLE FOR ANY DIRECT, INDIRECT, INCIDENTAL, SPECIAL, EXEMPLARY, OR CONSEQUENTIAL

DAMAGES (INCLUDING, BUT NOT LIMITED TO, PROCUREMENT OF SUBSTITUTE GOODS OR SERVICES; LOSS OF USE, DATA, OR PROFITS; OR BUSINESS INTERRUPTION) HOWEVER CAUSED AND ON ANY THEORY OF LIABILITY, WHETHER IN CONTRACT, STRICT LIABILITY, OR TORT (INCLUDING NEGLIGENCE OR OTHERWISE) ARISING IN ANY WAY OUT OF THE USE OF THIS SOFTWARE, EVEN IF ADVISED OF THE POSSIBILITY OF SUCH DAMAGE.

Apposite® Technologies LLC

17835 Ventura Blvd., Suite 211

Los Angeles, CA 91316 USA

1.310.477.9955

info@apposite-tech.com

www.apposite-tech.com